# 1-826936-6 ✔ ACTIVE

AMPMODU | AMPMODU Headers

TE Internal #: 1-826936-6

AMPMODU Headers, PCB Mount Header, Vertical, Board-to-Board, 16 Position, 2.54mm [.1in] Centerline, Breakaway, Tin, Printed Circuit Board

View on TE.com >

Connectors > PCB Connectors > Board-to-Board Connectors > Board-to-Board Headers & Receptacles



PCB Connector Assembly Type: **PCB Mount Header**

PCB Mount Orientation: **Vertical**

Connector System: **Board-to-Board**

Number of Positions: **16**

Centerline (Pitch): **2.54 mm [ .1 in ]**

## Features

### Product Type Features

| | |
|---|---|
| PCB Connector Assembly Type | PCB Mount Header |
| Connector System | Board-to-Board |
| Header Type | Breakaway |
| Sealable | No |
| Connector & Contact Terminates To | Printed Circuit Board |

### Configuration Features

| | |
|---|---|
| Number of Rows | 1 |
| Connector Contact Load Condition | Fully Loaded |
| PCB Mount Orientation | Vertical |
| Number of Positions | 16 |
| Board-to-Board Configuration | Parallel |

### Electrical Characteristics

| | |
|---|---|
| Insulation Resistance | 5000 MΩ |
| Dielectric Withstanding Voltage (Max) | 750 Vrms |

### Contact Features

| | |
|---|---|
| Mating Square Post Dimension | .64 mm[.025 in] |
| PCB Contact Termination Area Plating Material Thickness | 2 µm |
| Contact Shape & Form | Square |

| | |
|---|---|
| Contact Underplating Material | Nickel |
| PCB Contact Termination Area Plating Material | Tin |
| Contact Base Material | Phosphor Bronze |
| Contact Mating Area Plating Material | Tin |
| Contact Mating Area Plating Material Thickness | 3 µm[118.11 µin] |
| Contact Type | Pin |
| Contact Current Rating (Max) | 5 A |

## Termination Features

| | |
|---|---|
| Square Termination Post & Tail Dimension | .64 mm[.025 in] |
| Termination Post & Tail Length | 3.2 mm[.126 in] |
| Termination Method to Printed Circuit Board | Through Hole - Solder |

## Mechanical Attachment

| | |
|---|---|
| Mating Alignment | Without |
| PCB Mount Retention | Without |
| PCB Mount Alignment | Without |
| Connector Mounting Type | Board Mount |

## Housing Features

| | |
|---|---|
| Centerline (Pitch) | 2.54 mm[.1 in] |
| Housing Color | Green |
| Housing Material | PBT |

## Dimensions

| | |
|---|---|
| PCB Thickness (Recommended) | 1.57 mm[.062 in] |

## Usage Conditions

| | |
|---|---|
| Housing Temperature Rating | Standard |
| Operating Temperature Range | -65 – 105 °C[-85 – 221 °F] |

## Operation/Application

| | |
|---|---|
| Circuit Application | Signal |

## Industry Standards

| | |
|---|---|
| UL Flammability Rating | UL 94V-0 |

## Packaging Features

| | |
|---|---|
| Packaging Quantity | 500 |
| Packaging Method | Package |

## Product Compliance

For compliance documentation, visit the product page on TE.com>

| | |
|---|---|
| EU RoHS Directive 2011/65/EU | Compliant |
| EU ELV Directive 2000/53/EC | Compliant |
| China RoHS 2 Directive MIIT Order No 32, 2016 | No Restricted Materials Above Threshold |
| EU REACH Regulation (EC) No. 1907/2006 | Current ECHA Candidate List: JAN 2021 (211)<br>Candidate List Declared Against: JUL 2017 (174)<br>SVHC > Threshold:<br>Not Yet Reviewed |
| Halogen Content | Not Low Halogen - contains Br or Cl > 900 ppm. |
| Solder Process Capability | Wave solder capable to 265°C |

Product Compliance Disclaimer

This information is provided based on reasonable inquiry of our suppliers and represents our current actual knowledge based on the information they provided. This information is subject to change. The part numbers that TE has identified as EU RoHS compliant have a maximum concentration of 0.1% by weight in homogenous materials for lead, hexavalent chromium, mercury, PBB, PBDE, DBP, BBP, DEHP, DIBP, and 0.01% for cadmium, or qualify for an exemption to these limits as defined in the Annexes of Directive 2011/65/EU (RoHS2). Finished electrical and electronic equipment products will be CE marked as required by Directive 2011/65/EU. Components may not be CE marked.Additionally, the part numbers that TE has identified as EU ELV compliant have a maximum concentration of 0.1% by weight in homogenous materials for lead, hexavalent chromium, and mercury, and 0.01% for cadmium, or qualify for an exemption to these limits as defined in the Annexes of Directive 2000/53/EC (ELV). Regarding the REACH Regulations, TE's information on SVHC in articles for this part number is still based on the European Chemical Agency (ECHA) 'Guidance on requirements for substances in articles'(Version: 2, April 2011), applying the 0.1% weight on weight concentration threshold at the finished product level. TE is aware of the European Court of Justice ruling of September 10th, 2015 also known as O5A (Once An Article Always An Article) stating that, in case of 'complex object', the threshold for a SVHC must be applied to both the product as a whole and simultaneously to each of the articles forming part of its composition. TE has evaluated this ruling based on the new ECHA "Guidance on requirements for substances in articles" (June 2017, version 4.0) and will be updating its statements accordingly.

## Compatible Parts



TE Part # 1-925369-6
MOD 4 REC.HSG 1X16P

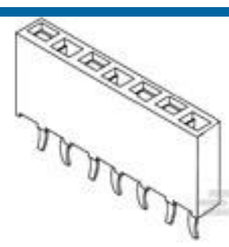

TE Part # 1-215298-6
16P HV100 REC CON. TE, 7.0MM,TIN

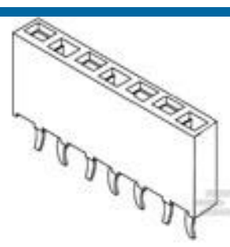

TE Part # 2-215300-5
25P HV100 REC CON. TE, 8.5MM,TIN

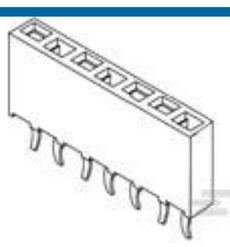

TE Part # 3-215298-5
35P HV100 REC CON. TE, 7.0MM,TIN

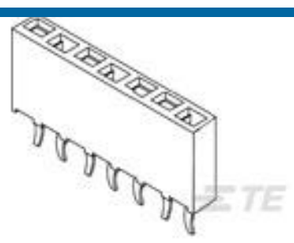

TE Part # 3-215300-5
35P HV100 REC CON. TE, 8.5MM,TIN

## Also in the Series | AMPMODU Headers



Automotive Headers(10)



Board-to-Board Headers & Receptacles(7077)



PCB Connector Mounting(1)



PCB Connector Shrouds(1)



PCB Latches, Locks & Retainers(2)



Wire-to-Board Connector Assemblies & Housings(5)



Wire-to-Board Connector Contacts(66)



Wire-to-Board Headers & Receptacles (79)

## Customers Also Bought



TE Part #1099510001
TMS-SCE MILITARY GRADE SLEEVES



TE Part #1-1734592-6
0.5mm FPC Connectors

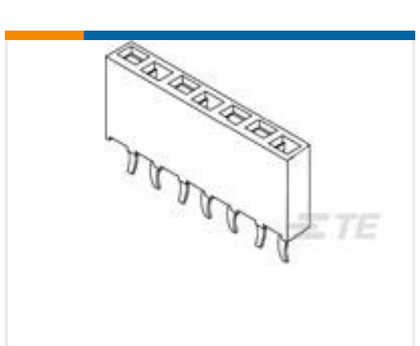

TE Part #1-215297-6
16P HV100 REC CON. TE, 7.0MM




TE Part #1-2176337-1
CRGCQ 0402 68R 1%



TE Part #1-1393763-9
V23100V4305B010




TE Part #1-1419131-1
OUAZ-SS-124L,900



TE Part #1-1337477-0
SMB Str Jk Hex 50Ohm Gold Pltd RG174A/U,



TE Part #1-1478968-0
SMA PNL SKT LNCH STUB 4/FLNG GSS NCC



TE Part #NB20424001
VERSAFIT-3/32-0-SP

## Documents

### Product Drawings

16P AMPMODU II STIFT LEI

English

### CAD Files

3D PDF

3D

Customer View Model

ENG_CVM_CVM_1-826936-6_H.2d_dxf.zip

English

Customer View Model

ENG_CVM_CVM_1-826936-6_H.3d_igs.zip

English

Customer View Model

ENG_CVM_CVM_1-826936-6_H.3d_stp.zip

English

By downloading the CAD file I accept and agree to the Terms and Conditions of use.

### Agency Approvals

UL Report

English

UL Report

English