1-87230-3 ✔ ACTIVE

AMPMODU | AMPMODU Headers

TE Internal #: 1-87230-3

AMPMODU Headers, PCB Mount Header, Right Angle, Board-to-Board, 26 Position, 2.54mm [.1in] Centerline, Unshrouded, Gold, Printed Circuit Board

View on TE.com >

Connectors > PCB Connectors > Board-to-Board Connectors > Board-to-Board Headers & Receptacles



PCB Connector Assembly Type: **PCB Mount Header**

PCB Mount Orientation: **Right Angle**

Connector System: **Board-to-Board**

Number of Positions: **26**

Centerline (Pitch): **2.54 mm [.1 in]**

Features

Product Type Features

PCB Connector Assembly Type	PCB Mount Header
Connector System	Board-to-Board
Header Type	Unshrouded
Sealable	No
Connector & Contact Terminates To	Printed Circuit Board

Configuration Features

Number of Rows	2
Connector Contact Load Condition	Fully Loaded
PCB Mount Orientation	Right Angle
Number of Positions	26
Board-to-Board Configuration	Perpendicular

Electrical Characteristics

Insulation Resistance	5000 MΩ
Dielectric Withstanding Voltage (Max)	750 Vrms

Contact Features

Mating Square Post Dimension	.64 mm[.025 in]
	15 µin
Contact Shape & Form	Square

Contact Underplating Material	Nickel
PCB Contact Termination Area Plating Material	Gold Flash
Contact Base Material	Phosphor Bronze
Contact Mating Area Plating Material	Gold
Contact Mating Area Plating Material Thickness	.38 µm[15 µin]
Contact Type	Pin
Contact Current Rating (Max)	3 A

Termination Features

Square Termination Post & Tail Dimension	.64 mm[.025 in]
Termination Post & Tail Length	2.79 mm[.11 in]
Termination Method to Printed Circuit Board	Through Hole - Solder

Mechanical Attachment

Mating Alignment	Without
PCB Mount Retention	Without
PCB Mount Alignment	Without
Connector Mounting Type	Board Mount

Housing Features

Centerline (Pitch)	2.54 mm[.1 in]
Housing Color	Black
Housing Material	Thermoplastic

Dimensions

Row-to-Row Spacing	2.54 mm[.1 in]
PCB Thickness (Recommended)	1.4 mm[.055 in]

Usage Conditions

Housing Temperature Rating	Standard
Operating Temperature Range	-55 – 125 °C[-67 – 257 °F]

Operation/Application

Circuit Application	Signal

Industry Standards

Approved Standards	CSA LR7189, UL E28476
UL Flammability Rating	UL 94V-0
Agency/Standard	CSA, UL

CSA Certified	Yes
CSA File Number	LR7189
UL File Number	E28476

Packaging Features

Packaging Quantity	25
Packaging Method	Tray

Product Compliance

For compliance documentation, visit the product page on TE.com>

EU RoHS Directive 2011/65/EU	Compliant
EU ELV Directive 2000/53/EC	Compliant
China RoHS 2 Directive MIIT Order No 32, 2016	No Restricted Materials Above Threshold
EU REACH Regulation (EC) No. 1907/2006	Current ECHA Candidate List: JAN 2021 (211) Candidate List Declared Against: JUL 2019 (201) SVHC > Threshold: Not Yet Reviewed
Halogen Content	Not Low Halogen - contains Br or Cl > 900 ppm.
Solder Process Capability	Wave solder capable to 240°C

Product Compliance Disclaimer

This information is provided based on reasonable inquiry of our suppliers and represents our current actual knowledge based on the information they provided. This information is subject to change. The part numbers that TE has identified as EU RoHS compliant have a maximum concentration of 0.1% by weight in homogenous materials for lead, hexavalent chromium, mercury, PBB, PBDE, DBP, BBP, DEHP, DIBP, and 0.01% for cadmium, or qualify for an exemption to these limits as defined in the Annexes of Directive 2011/65/EU (RoHS2). Finished electrical and electronic equipment products will be CE marked as required by Directive 2011/65/EU. Components may not be CE marked. Additionally, the part numbers that TE has identified as EU ELV compliant have a maximum concentration of 0.1% by weight in homogenous materials for lead, hexavalent chromium, and mercury, and 0.01% for cadmium, or qualify for an exemption to these limits as defined in the Annexes of Directive 2000/53/EC (ELV). Regarding the REACH Regulation, the information TE provides on SVHC in articles for this part number is based on the latest European Chemicals Agency (ECHA) 'Guidance on requirements for substances in articles' posted at this URL: https://echa.europa.eu/guidance-documents/guidance-on-reach

Compatible Parts



TE Part # 2-87456-1
26 MODIV HSG COMP DR .100CL



TE Part # 2-5535512-0
26 MODII HORZ DR CE EESS .100



TE Part # 2-87456-2
26 MODIV HSG DR MRKD .100CL



TE Part # 86177-4
26 MODIV HSG COMP DR .100CL



TE Part # 1-5146140-2
26 MODII HORZ DR CE 100CL



TE Part # 1-5147722-2
26 MODII HORZ DR SFMNT 30AU



TE Part # 2-147721-5
26 MODII HORZ SR SFMNT 30AU



TE Part # 2-5147721-5
26 MODII HORZ SR SFMNT 30AU



TE Part # 2-5535676-5
26 MODII HORZ SR CE 100CL



TE Part # 5-5146140-2
106 MODII HORZ DR CE 100CL

Also in the Series | AMPMODU Headers



Automotive Headers(10)



Board-to-Board Headers & Receptacles(7077)



PCB Connector Mounting(1)



PCB Connector Shrouds(1)



PCB Latches, Locks & Retainers(2)



Wire-to-Board Connector Assemblies & Housings(5)



Wire-to-Board Connector Contacts(66)



Wire-to-Board Headers & Receptacles (79)

Customers Also Bought



TE Part #1367073-1
SFP Connectors



TE Part #1-480701-4
03P UMNL CAP HSG YELL



TE Part #1-534998-5
30 MODIV VRT DR CE 100/125



TE Part #1-86479-0
26 MODII HDR DRRA UNSHRD .100



TE Part #1-87456-9
24 MODIV HSG COMP DR .100CL



TE Part #1617105-5
MW6HP-18P = HIGH PERFORMANCE M



TE Part #1676297-1
RN 0805 2K94 0.1% 10PPM CUT LENGTH



TE Part #1469374-1
ATCA GUIDE RIGHT ANGLE FEMALE



TE Part #D54859-000
VERSAFIT-KIT-2-COLOR



TE Part #1622497-1
LR1 1% 4K32

Documents

Product Drawings

26 MODII HDR DRRA UNSHRD .100

English

CAD Files

Customer View Model

ENG_CVM_1-87230-3_K.3d_igs.zip

English

Customer View Model

ENG_CVM_1-87230-3_K.3d_stp.zip

English

Customer View Model

ENG_CVM_1-87230-3_K.2d_dxf.zip

English

3D PDF

English

By downloading the CAD file I accept and agree to the Terms and Conditions of use.

Datasheets & Catalog Pages

AMPMODU_INTERCONNECTION_SYSTEM_SECTION5

English

Product Environmental Compliance

TE Material Declaration

English