2106489-1 ✔ ACTIVE

LUMAWISE | Insulation Displacement Connectors Closed End

TE Internal #: 2106489-1

Insulation Displacement Connectors Closed End, Poke-In Connectors, Wire-to-Board, 1 Position, .16mm [4in] Centerline, Printed Circuit Board

View on TE.com >

Connectors > Lighting Connectors > Poke-In Connectors







Connector System: **Wire-to-Board**

Number of Positions: **1**

Centerline (Pitch): **.16 mm [4 in]**

Sealable: **No**

Connector & Contact Terminates To: **Printed Circuit Board**

Features

Product Type Features

Connector Type	Connector Assembly
Connector Style	Receptacle
Connector System	Wire-to-Board
Sealable	No
Connector & Contact Terminates To	Printed Circuit Board

Configuration Features

Number of Positions	1

Contact Features

Contact Current Rating (Max)	8.5 A

Termination Features

Termination Method to Printed Circuit Board	Through Hole - Solder

Mechanical Attachment

Connector Mounting Type	Board Mount

Housing Features

Centerline (Pitch)	.16 mm[4 in]

Dimensions

Connector Height	.23 mm[5.8 in]
Wire Size	18 – 16 AWG

Usage Conditions

Operating Temperature Range	-40 – 105 °C[-40 – 221 °F]

Operation/Application

Circuit Application	Power

Product Compliance

For compliance documentation, visit the product page on TE.com>

EU RoHS Directive 2011/65/EU	Compliant
EU ELV Directive 2000/53/EC	Compliant
China RoHS 2 Directive MIIT Order No 32, 2016	No Restricted Materials Above Threshold
EU REACH Regulation (EC) No. 1907/2006	Current ECHA Candidate List: JAN 2021 (211) Candidate List Declared Against: JAN 2021 (211) Does not contain REACH SVHC
Halogen Content	Low Halogen - Br, Cl, F, I < 900 ppm per homogenous material. Also BFR/CFR/PVC Free
Solder Process Capability	Reflow solder capable to 245°C

Product Compliance Disclaimer

This information is provided based on reasonable inquiry of our suppliers and represents our current actual knowledge based on the information they provided. This information is subject to change. The part numbers that TE has identified as EU RoHS compliant have a maximum concentration of 0.1% by weight in homogenous materials for lead, hexavalent chromium, mercury, PBB, PBDE, DBP, BBP, DEHP, DIBP, and 0.01% for cadmium, or qualify for an exemption to these limits as defined in the Annexes of Directive 2011/65/EU (RoHS2). Finished electrical and electronic equipment products will be CE marked as required by Directive 2011/65/EU. Components may not be CE marked. Additionally, the part numbers that TE has identified as EU ELV compliant have a maximum concentration of 0.1% by weight in homogenous materials for lead, hexavalent chromium, and mercury, and 0.01% for cadmium, or qualify for an exemption to these limits as defined in the Annexes of Directive 2000/53/EC (ELV). Regarding the REACH Regulation, the information TE provides on SVHC in articles for this part number is based on the latest European Chemicals Agency (ECHA) 'Guidance on requirements for substances in articles' posted at this URL: https://echa.europa.eu/guidance-documents/guidance-on-reach

Compatible Parts



TE Part # 2106751-1
Connector, Thru Hole-IDC, 1 pos, 18AWG

Also in the Series | Insulation Displacement Connectors Closed End



Ballast Connectors(23)



Poke-In Connectors(66)



Wire-to-Board Headers & Receptacles (1)

Customers Also Bought



TE Part #1-1825058-9
ADE08S04=DIP SWTCH,EXT,SMT-GW

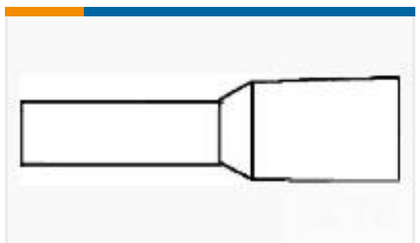

TE Part #1-966067-6
ADERENDHUELSE N BL

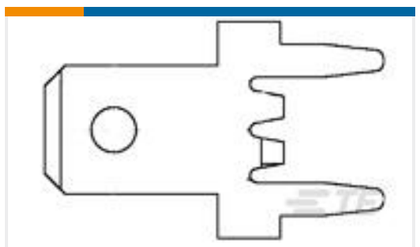

TE Part #1217133-1
187 FASTON,PCB TAB,TNBR



TE Part #1-213828-0
CPC RCPT ASSY SIZE 23-37,S/L

TE Part #827881-2
2X13P MOD2 ST-STECK

TE Part #1-827880-1
13P MOD2 STIFTWANNE



TE Part #1-1879023-9
3650 1008 0.15uH 5% 2K RL



TE Part #1-1649329-3
RT424012



TE Part #1-971111-3
10W FRC MADISON SPEC 100-4703 REV. 7



TE Part #1-2083077-1
Cable assy Nector S male to pi

Documents

Product Drawings

Connector, Thru Hole-IDC, 1 pos, 18AWG

English

CAD Files

3D PDF

3D

Customer View Model

ENG_CVM_CVM_2106489-1_B.2d_dxf.zip

English

Customer View Model

ENG_CVM_CVM_2106489-1_B.3d_igs.zip

English

Customer View Model

ENG_CVM_CVM_2106489-1_B.3d_stp.zip

English

By downloading the CAD file I accept and agree to the Terms and Conditions of use.

Datasheets & Catalog Pages

IDC_SSL_CONNECTOR

English

Product Specifications

Application Specification

English

Agency Approvals

Agency Approval Document

English