2-583861-5 ✔ ACTIVE

AMP | AMP Twin-Leaf

TE Internal #: 2-583861-5

AMP Twin-Leaf, Housing, Receptacle, Wire-to-Board, 36 Position, 2.54mm [.1in] Centerline, Crimp, 2 Row, Black Housing Color, Mating Retention

View on TE.com >

Connectors > PCB Connectors > Wire-to-Board Connectors > Wire-to-Board Connector Assemblies & Housings

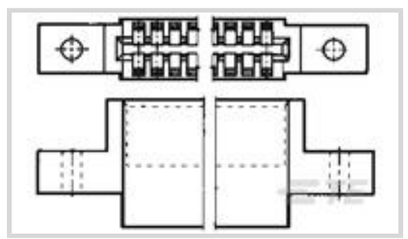

Connector Product Type: **Housing**

Connector & Housing Type: **Receptacle**

Connector System: **Wire-to-Board**

Number of Positions: **36**

Centerline (Pitch): **2.54 mm [.1 in]**

Features

Product Type Features

Connector Product Type	Housing
Connector & Housing Type	Receptacle
Connector System	Wire-to-Board
Connector & Contact Terminates To	Printed Circuit Board

Configuration Features

Number of Dual Positions	36
Number of Positions	36
Number of Rows	2

Contact Features

Contact Current Rating (Max)	5 A

Termination Features

Termination Method to Wire & Cable	Crimp

Mechanical Attachment

Strain Relief	Without
Panel Mount Feature Type	Mounting Ears
Mating Retention	With
Connector Mounting Type	Board Mount

Housing Features

Housing Material	Polyester GF
Centerline (Pitch)	2.54 mm[.1 in]
Housing Color	Black

Dimensions

	.75 in

Usage Conditions

Operating Temperature Range	-55 – 105 °C[-67 – 221 °F]

Operation/Application

Circuit Application	Power & Signal

Industry Standards

Glow Wire Rating	Standard Part - Not Glow Wire
UL Flammability Rating	UL 94V-0

Packaging Features

Packaging Quantity	150
Packaging Method	Carton

Product Compliance

For compliance documentation, visit the product page on TE.com>

EU RoHS Directive 2011/65/EU	Compliant
EU ELV Directive 2000/53/EC	Compliant
China RoHS 2 Directive MIIT Order No 32, 2016	No Restricted Materials Above Threshold
EU REACH Regulation (EC) No. 1907/2006	Current ECHA Candidate List: JAN 2021 (211) Candidate List Declared Against: JAN 2020 (205) SVHC > Threshold: Not Yet Reviewed
Halogen Content	Not Yet Reviewed for halogen content
Solder Process Capability	Not applicable for solder process capability

Product Compliance Disclaimer

This information is provided based on reasonable inquiry of our suppliers and represents our current actual knowledge based on the information they provided. This information is subject to change. The part numbers that TE has identified as EU RoHS compliant have a maximum concentration of 0.1% by weight in homogenous materials for lead, hexavalent chromium, mercury, PBB, PBDE, DBP, BBP, DEHP, DIBP, and 0.01% for cadmium, or qualify for an exemption to these limits as defined in the Annexes of Directive 2011/65/EU (RoHS2). Finished electrical and electronic equipment products will be CE marked as required by Directive 2011/65/EU. Components may not be CE marked. Additionally, the part

numbers that TE has identified as EU ELV compliant have a maximum concentration of 0.1% by weight in homogenous materials for lead, hexavalent chromium, and mercury, and 0.01% for cadmium, or qualify for an exemption to these limits as defined in the Annexes of Directive 2000/53/EC (ELV). Regarding the REACH Regulation, the information TE provides on SVHC in articles for this part number is based on the latest European Chemicals Agency (ECHA) 'Guidance on requirements for substances in articles' posted at this URL: https://echa.europa.eu/guidance-documents/guidance-on-reach

Compatible Parts

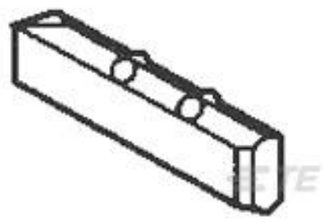

TE Part # 583274-3
KEYING PLUG

Also in the Series | AMP Twin-Leaf



Insertion & Extraction Tools(1)



Wire-to-Board Connector Assemblies & Housings(27)



Wire-to-Board Connector Contacts(16)

Customers Also Bought



TE Part #204502-4
RECEPT ASSY,26 POSN,AMPLIMITE



TE Part #276959-2
SPLICE,TERMI-FOIL TAP



TE Part #1-2035141-0
PLUG KIT, 90 Deg, RG-316 or -174, Fakra



TE Part #1338293-2
SHEAR, FLOATING



TE Part #1438889-1
JACK SUBASSEMBLY, RG-62, RG-62U /M, 18



TE Part #1823954-1
FAKRA II,PLUG

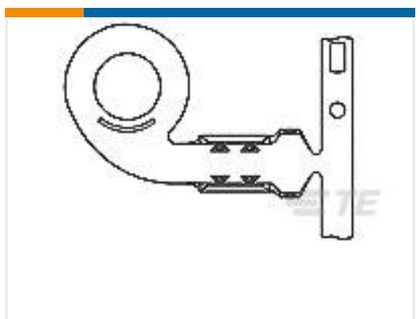

TE Part #9-226619-1
GND FLAG TERMINAL, LF PLTG

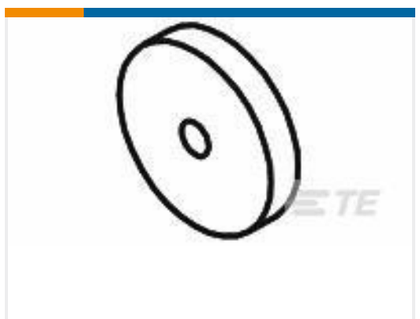

TE Part #1274233-1
SPACER, RG62U, MODIFIED



TE Part #1-2141494-0
1POS,CONTACT KIT,REC HSG,ASSY, CODK



TE Part #2035141-3
PLUG KIT, 90 Deg, RG-316 or -174, Fakra

Documents

Product Drawings

TW LF CRP HSG 36 POS

English

CAD Files

3D PDF

3D

Customer View Model

ENG_CVM_CVM_2-583861-5_AK.2d_dxf.zip

English

Customer View Model

ENG_CVM_CVM_2-583861-5_AK.3d_igs.zip

English

Customer View Model

ENG_CVM_CVM_2-583861-5_AK.3d_stp.zip

English

By downloading the CAD file I accept and agree to the Terms and Conditions of use.

Product Specifications

Product Specification

English

Product Specification

English

Instruction Sheets

Instruction Sheet (U.S.)

English

Agency Approvals

UL Report

English