281786-4 ✔ ACTIVE

AMPMODU | AMPMODU HE 13/HE 14

TE Internal #: 281786-4

AMPMODU HE 13/HE 14, Connector Assembly, Receptacle, Wire-to-Board, 4 Position, 2.54mm [.1in] Centerline, Insulation Displacement Crimp (IDC), 1 Row

View on TE.com >

Connectors > PCB Connectors > Wire-to-Board Connectors > Wire-to-Board Connector Assemblies & Housings > HE13/HE14 IDC Receptacle, SRST, AWG24-2



Connector Product Type: **Connector Assembly**

Connector & Housing Type: **Receptacle**

Connector System: **Wire-to-Board**

Number of Positions: **4**

Centerline (Pitch): **2.54 mm [.1 in]**

All HE13/HE14 IDC Receptacle, SRST, AWG24-2 (30)

Features

Product Type Features

Connector Product Type	Connector Assembly
Connector & Housing Type	Receptacle
Connector System	Wire-to-Board
Sealable	No
Connector & Contact Terminates To	Wire & Cable

Configuration Features

Number of Positions	4
Number of Rows	1

Electrical Characteristics

Insulation Resistance	1000 MΩ

Contact Features

Contact Layout	Inline
Contact Type	Socket
Contact Underplating Material	Nickel
Contact Base Material	Phosphor Bronze
Contact Current Rating (Max)	3 A

Termination Features

Termination Method to Wire & Cable	Insulation Displacement Crimp (IDC)

Mechanical Attachment

Strain Relief	Without
Panel Mount Feature	Without
PCB Mount Retention	Without
Mating Retention	With
Connector Mounting Type	Cable Mount (Free-Hanging)

Housing Features

Housing Entry Configuration	Both Ends Closed
Housing Material	PBT GF
Centerline (Pitch)	2.54 mm[.1 in]
Housing Color	Blue

Dimensions

Connector Length	10.96 mm[.431 in]
Connector Height	17.8 mm[.701 in]
Accepts Wire Insulation Diameter Range	1 mm[.039 in]
Wire Size	.08 – .15 mm^2
Row-to-Row Spacing	2.54 mm[.1 in]

Usage Conditions

Operating Temperature Range	-40 – 100 °C[-40 – 212 °F]

Operation/Application

Circuit Application	Signal

Industry Standards

Glow Wire Rating	Standard Part - Not Glow Wire
UL Flammability Rating	UL 94V-0

Packaging Features

Packaging Method	Bulk, Loose Piece

Product Compliance

For compliance documentation, visit the product page on TE.com>

EU RoHS Directive 2011/65/EU	Compliant
EU ELV Directive 2000/53/EC	Compliant
China RoHS 2 Directive MIIT Order No 32, 2016	No Restricted Materials Above Threshold
EU REACH Regulation (EC) No. 1907/2006	Current ECHA Candidate List: JAN 2021 (211) Candidate List Declared Against: JAN 2021 (211) Does not contain REACH SVHC
Halogen Content	Low Halogen - Br, Cl, F, I < 900 ppm per homogenous material. Also BFR/CFR/PVC Free
Solder Process Capability	Not applicable for solder process capability

Product Compliance Disclaimer

This information is provided based on reasonable inquiry of our suppliers and represents our current actual knowledge based on the information they provided. This information is subject to change. The part numbers that TE has identified as EU RoHS compliant have a maximum concentration of 0.1% by weight in homogenous materials for lead, hexavalent chromium, mercury, PBB, PBDE, DBP, BBP, DEHP, DIBP, and 0.01% for cadmium, or qualify for an exemption to these limits as defined in the Annexes of Directive 2011/65/EU (RoHS2). Finished electrical and electronic equipment products will be CE marked as required by Directive 2011/65/EU. Components may not be CE marked. Additionally, the part numbers that TE has identified as EU ELV compliant have a maximum concentration of 0.1% by weight in homogenous materials for lead, hexavalent chromium, and mercury, and 0.01% for cadmium, or qualify for an exemption to these limits as defined in the Annexes of Directive 2000/53/EC (ELV). Regarding the REACH Regulation, the information TE provides on SVHC in articles for this part number is based on the latest European Chemicals Agency (ECHA) 'Guidance on requirements for substances in articles' posted at this URL: https://echa.europa.eu/guidance-documents/guidance-on-reach

Compatible Parts



TE Part # CAT-AM74-H3401
HE13/HE14 TH Headers, SRST



TE Part # CAT-AM74-H3401A
HE13/HE14 TH Headers, SRRA



TE Part # 1-528015-6
PISTOL GRIP HANDLE



TE Part # 734042-1
HEAD, HE-14,180 DEGREE

Also in the Series | AMPMODU HE 13/HE 14



Insertion & Extraction Tools(1)



Wire-to-Board Connector Assemblies & Housings(151)



Wire-to-Board Connector Contacts(4)



Wire-to-Board Headers & Receptacles (83)

Customers Also Bought



TE Part #182734-2
HE13/HE14 Contacts



TE Part #1393092-1
MT326115



TE Part #1-1879233-2
SMW5 R30 5%



TE Part #1-1337480-0
SMB FM BHSkt 50Ohm Gold Pltd



TE Part #1622517-1
LR1 1% 560R



TE Part #1676264-2
RN 0805 249R 0.1% 10PPM 1KRL



TE Part #170823-3
250 FASTON SLEEVE,REC., TRANSPARENT



TE Part #1-1814655-5
SIP IC Skt 20 SSR Sn/Au FLH RoHS



TE Part #826646-5
5P AMPMODU II STIFT LEI



TE Part #1623934-1
ZEROHM 0207 CERAMIC

Documents

Product Drawings

PLUG HE14 IDC 180 4 P AWG 28-26

English

CAD Files

3D PDF

English

Customer View Model

ENG_CVM_281786-4_C.3d_igs.zip

English

Customer View Model

ENG_CVM_281786-4_C.3d_stp.zip

English

Customer View Model

ENG_CVM_281786-4_C.2d_dxf.zip

English

By downloading the CAD file I accept and agree to the **Terms and Conditions** of use.

Product Specifications

Application Specification

English