1744048-5 ✔ ACTIVE

Economy Power

TE Internal #: 1744048-5

Economy Power, Rectangular Power Connectors, Header, Plug, Wire-to-Board, 5 Position, 5.08mm [.2in] Centerline, Printed Circuit Board, UL 94V-0

View on TE.com >

Connectors > Power Connectors > Rectangular Power > Rectangular Power Connectors







Rectangular Power Connector Type: **Header**

Connector & Housing Type: **Plug**

Connector System: **Wire-to-Board**

Number of Positions: **5**

Centerline (Pitch): **5.08 mm [.2 in]**

Features

Product Type Features

Header Type	Unshrouded
Rectangular Power Connector Type	Header
Connector & Housing Type	Plug
Connector System	Wire-to-Board
Sealable	No
Connector & Contact Terminates To	Printed Circuit Board

Configuration Features

Number of Positions	5
PCB Mount Orientation	Right Angle
Number of Power Positions	5
Number of Rows	1

Electrical Characteristics

Operating Voltage	250 VDC

Contact Features

Contact Layout	Inline
Contact Base Material	Copper Alloy
Contact Current Rating (Max)	8 A
Contact Retention Within Housing	Without
Contact Type	Tab
PCB Contact Termination Area Plating Material	Tin
Contact Mating Area Plating Material	Tin
Contact Mating Area Plating Material Thickness	2.03 µm[80 µin]
Contact Termination Area Plating Thickness	.8 µm, 2 µm[31.49 µin][80 µin]

Termination Features

Termination Post & Tail Length	3.7 mm[.146 in]
Termination Method to Printed Circuit Board	Through Hole - Solder

Mechanical Attachment

Strain Relief	Without
Mating Alignment Type	Polarizing Tab
Mating Alignment	With
PCB Mount Alignment	Without
PCB Mount Retention	Without
Connector Mounting Type	Board Mount
Mating Retention	With
Mating Retention Type	Latch

Housing Features

Centerline (Pitch)	5.08 mm[.2 in]
Housing Color	Natural
Housing Material	Nylon 66

Dimensions

PCB Thickness (Recommended)	.06 mm[1.6 in]
Width	15 mm[.591 in]
Mating Post Length	8.6 mm[.339 in]
Height	8.2 mm[.323 in]
Length	22.92 mm[.902 in]

Usage Conditions

Operating Temperature Range	-25 – 105 °C[-13 – 221 °F]

Operation/Application

Circuit Application	Power

Industry Standards

UL Flammability Rating	UL 94V-0
Glow Wire Rating	Standard Part - Not Glow Wire

Packaging Features

Packaging Method	Bag
Packaging Quantity	1000

Other

For Use With	Receptacle Assembly

Product Compliance

For compliance documentation, visit the product page on TE.com>

EU RoHS Directive 2011/65/EU	Compliant
EU ELV Directive 2000/53/EC	Compliant
China RoHS 2 Directive MIIT Order No 32, 2016	No Restricted Materials Above Threshold
EU REACH Regulation (EC) No. 1907/2006	Current ECHA Candidate List: JAN 2021 (211) Candidate List Declared Against: JAN 2020 (205) SVHC > Threshold: Not Yet Reviewed
Halogen Content	Low Halogen - Br, Cl, F, I < 900 ppm per homogenous material. Also BFR/CFR/PVC Free
Solder Process Capability	Wave solder capable to 240°C

Product Compliance Disclaimer

This information is provided based on reasonable inquiry of our suppliers and represents our current actual knowledge based on the information they provided. This information is subject to change. The part numbers that TE has identified as EU RoHS compliant have a maximum concentration of 0.1% by weight in homogenous materials for lead, hexavalent chromium, mercury, PBB, PBDE, DBP, BBP, DEHP, DIBP, and 0.01% for cadmium, or qualify for an exemption to these limits as defined in the Annexes of Directive 2011/65/EU (RoHS2). Finished electrical and electronic equipment products will be CE marked as required by Directive 2011/65/EU. Components may not be CE marked. Additionally, the part numbers that TE has identified as EU ELV compliant have a maximum concentration of 0.1% by weight in homogenous materials for lead, hexavalent chromium, and mercury, and 0.01% for cadmium, or qualify for an exemption to these limits as defined in the Annexes of Directive 2000/53/EC (ELV). Regarding the REACH Regulation, the information TE provides on SVHC in articles for this part number is based on the latest European Chemicals Agency (ECHA) 'Guidance on requirements for substances in articles' posted at this URL: https://echa.europa.eu/guidance-documents/guidance-on-reach

Compatible Parts



TE Part # 1744416-5
5 POS EP II HSG, GLOW WIRE



TE Part # 1744337-1
EP HDR ASSY 3P R/A, OMIT 2



TE Part # 1744036-5
05P ECONOMY POWER .200 CL HSG



TE Part # 1744495-5
05P EP-II HOUSING, GREEN



TE Part # 8-1744056-2
3.96 EP HDR ASSY 2P R/A HT,TAPE

Also in the Series | Economy Power



Connector Contacts(1)



Insertion & Extraction Tools(1)



PCB Latches, Locks & Retainers(2)



Power Contacts(5)



Rectangular Connector Housings(1)



Rectangular Power Connectors(260)



Wire-to-Board Connector Assemblies & Housings(41)



Wire-to-Board Connector Contacts(6)



Wire-to-Board Headers & Receptacles (162)

Customers Also Bought



TE Part #1-2040832-4
0.25mm FPC Connectors



TE Part #102387-6
26 MODIV HSG COMP DR .100 POL



TE Part #102387-1
10 MODIV HSG COMP DR .100 POL



TE Part #102387-8
34 MODIV HSG COMP DR .100 POL



TE Part #7-1415538-8
RT424012WG

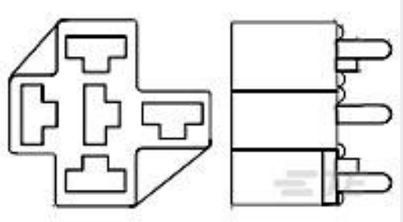

TE Part #1393310-3
VCF4-1000=FROM SEC



TE Part #1-480702-0
04P UMNL PLUG HSG NATL

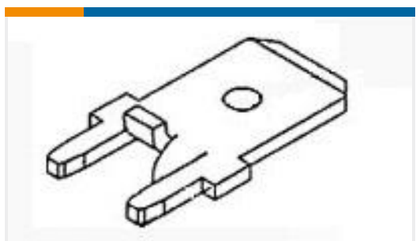

TE Part #1217861-1
250 FASTON,PCB TAB,TCBR



TE Part #1-1744048-0
10P EC PWR.200 CL HDR ASSY RA



TE Part #1-647689-2
3.96 EP HDR ASSY 12P(NATURAL)

Documents

Product Drawings

05P EC PWR.200 CL HDR ASSY RA

English

CAD Files

3D PDF

English

Customer View Model

ENG_CVM_1744048-5_O.2d_dxf.zip

English

Customer View Model

ENG_CVM_1744048-5_O.3d_igs.zip

English

Customer View Model

ENG_CVM_1744048-5_O.3d_stp.zip

English

By downloading the CAD file I accept and agree to the Terms and Conditions of use.

Datasheets & Catalog Pages

1-1773885-9 Economy Power Connectors

English

Product Specifications

Application Specification

English

Application Specification

Japanese

Agency Approvals

UL Report

English