

179844-1 ✓ ACTIVE



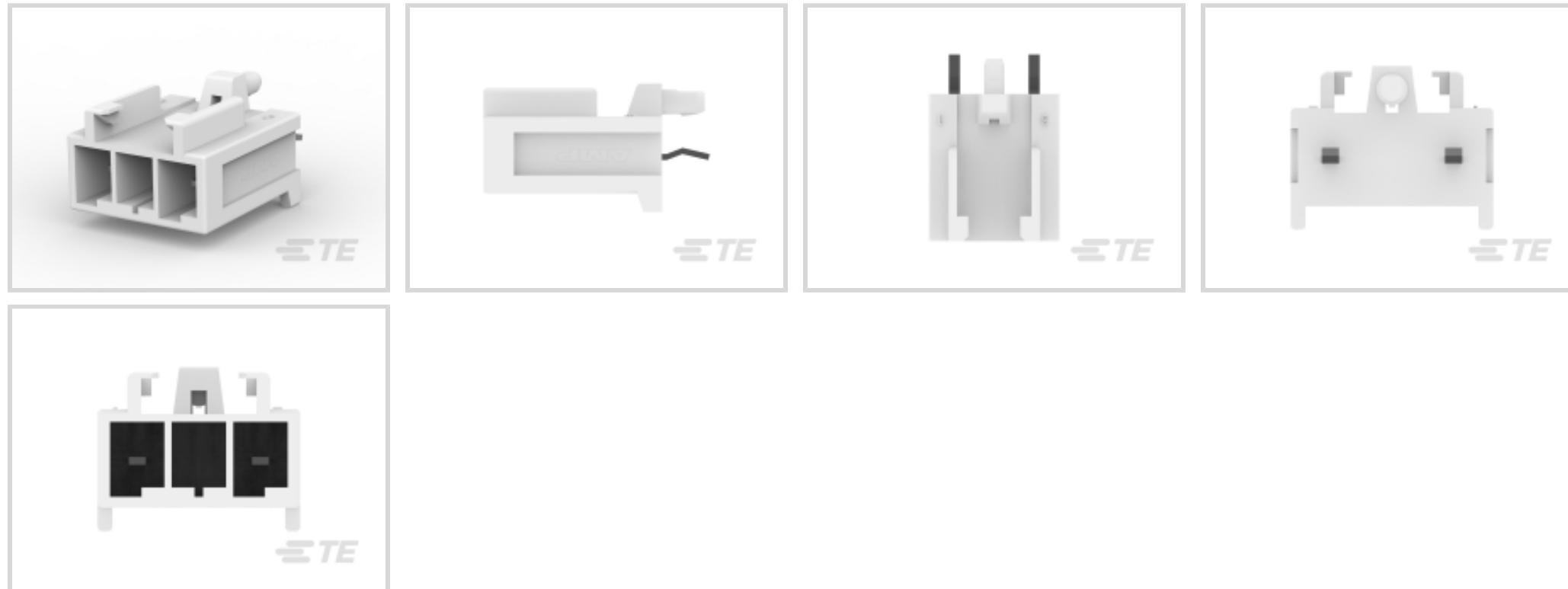
Power Double Lock

TE Internal #: 179844-1

Power Double Lock, Rectangular Power Connectors, Header, Receptacle, Wire-to-Board, 2 Position, 7.92mm [.312in] Centerline, Printed Circuit Board

[View on TE.com >](#)

Connectors > Power Connectors > Rectangular Power > Rectangular Power Connectors > STD Temp Power Double Lock Header



Rectangular Power Connector Type: **Header**

Connector & Housing Type: **Receptacle**

Connector System: **Wire-to-Board**

Number of Positions: **2**

Centerline (Pitch): **7.92 mm [.312 in]**

[All STD Temp Power Double Lock Header \(22\)](#)

Features

Product Type Features

Header Type	Shrouded
Rectangular Power Connector Type	Header
Connector & Housing Type	Receptacle
Connector System	Wire-to-Board
Sealable	No
Connector & Contact Terminates To	Printed Circuit Board

Configuration Features

Number of Positions	2
PCB Mount Orientation	Vertical
Number of Power Positions	2
Number of Signal Positions	0
Number of Rows	1



Electrical Characteristics

Operating Voltage	300 VAC
-------------------	---------

Contact Features

Contact Layout	Inline
Contact Current Rating (Max)	14 A
Contact Retention Within Housing	Without
Contact Type	Tab
PCB Contact Termination Area Plating Material	Tin
Contact Mating Area Plating Material	Tin
Contact Mating Area Plating Material Thickness	1 μm [39.37 μin]
Contact Termination Area Plating Thickness	1 μm [39.37 μin]

Termination Features

Termination Post & Tail Length	3.5 mm[.139 in]
Termination Method to Printed Circuit Board	Through Hole - Solder

Mechanical Attachment

Mating Alignment Type	Polarization
Mating Alignment	With
PCB Mount Alignment	With
PCB Mount Retention	With
PCB Mount Retention Type	Mounting Post
Connector Mounting Type	Board Mount
Mating Retention	With
Mating Retention Type	Latch

Housing Features

Centerline (Pitch)	7.92 mm[.312 in]
Housing Color	Natural
Housing Material	Nylon 6/6 GF

Dimensions

Wire Size	.128 – 1.308 mm ²
Accepts Wire Insulation Diameter Range	3.1 mm
Width	9 mm
PCB Thickness (Recommended)	.06 mm[1.6 in]



Height	14.6 mm
--------	---------

Length	10.2 mm
--------	---------

Usage Conditions

Operating Temperature Range	-30 – 105 °C[-22 – 221 °F]
-----------------------------	----------------------------

Operation/Application

Circuit Application	Power
---------------------	-------

Industry Standards

UL Flammability Rating	UL 94V-0
------------------------	----------

Glow Wire Rating	Standard Part - Not Glow Wire
------------------	-------------------------------

Agency/Standard Number	C22.2 No. 182.3, E28476
------------------------	-------------------------

Agency/Standard	CNR, UL
-----------------	---------

VDE Tested	Yes
------------	-----

Packaging Features

Packaging Method	Box & Tray, Tray
------------------	------------------

Packaging Quantity	340
--------------------	-----

Other

Position Locations Omitted	2
----------------------------	---

For Use With	Plug
--------------	------

Product Compliance

[For compliance documentation, visit the product page on TE.com>](#)

EU RoHS Directive 2011/65/EU	Compliant
------------------------------	-----------

EU ELV Directive 2000/53/EC	Compliant
-----------------------------	-----------

China RoHS 2 Directive MIIT Order No 32, 2016	No Restricted Materials Above Threshold
---	---

EU REACH Regulation (EC) No. 1907/2006	Current ECHA Candidate List: JAN 2021 (211) Candidate List Declared Against: JAN 2021 (211) Does not contain REACH SVHC
--	---

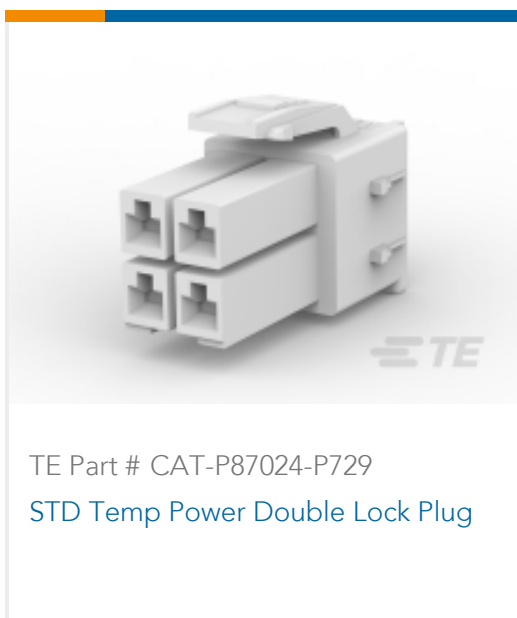
Halogen Content	Not Low Halogen - contains Br or Cl > 900 ppm.
-----------------	--

Solder Process Capability	Wave solder capable to 265°C
---------------------------	------------------------------


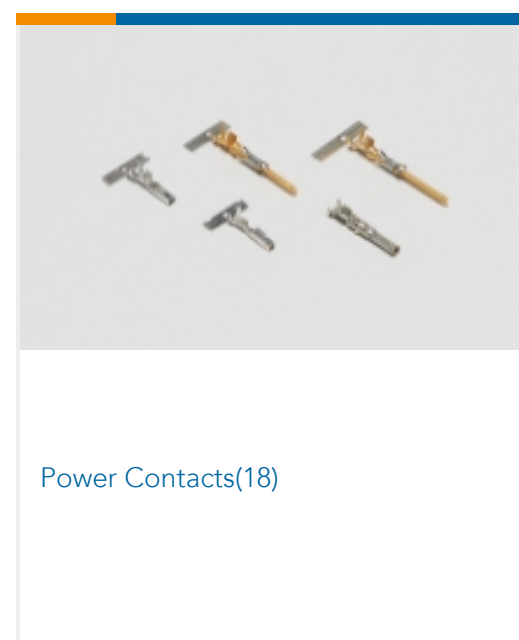
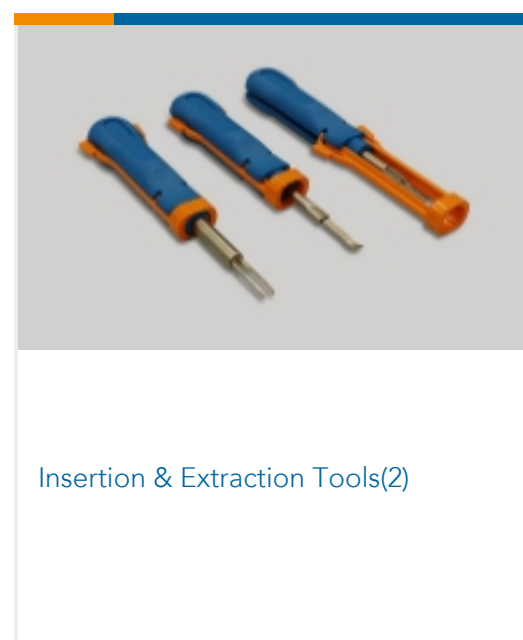

Product Compliance Disclaimer

This information is provided based on reasonable inquiry of our suppliers and represents our current actual knowledge based on the information they provided. This information is subject to change. The part numbers that TE has identified as EU RoHS compliant have a maximum concentration of 0.1% by weight in homogenous materials for lead, hexavalent chromium, mercury, PBB, PBDE, DBP, BBP, DEHP, DIBP, and 0.01% for cadmium, or qualify for an exemption to these limits as defined in the Annexes of Directive 2011/65/EU (RoHS2). Finished electrical and electronic equipment products will be CE marked as required by Directive 2011/65/EU. Components may not be CE marked. Additionally, the part numbers that TE has identified as EU ELV compliant have a maximum concentration of 0.1% by weight in homogenous materials for lead, hexavalent chromium, and mercury, and 0.01% for cadmium, or qualify for an exemption to these limits as defined in the Annexes of Directive 2000/53/EC (ELV). Regarding the REACH Regulation, the information TE provides on SVHC in articles for this part number is based on the latest European Chemicals Agency (ECHA) 'Guidance on requirements for substances in articles' posted at this URL: <https://echa.europa.eu/guidance-documents/guidance-on-reach>

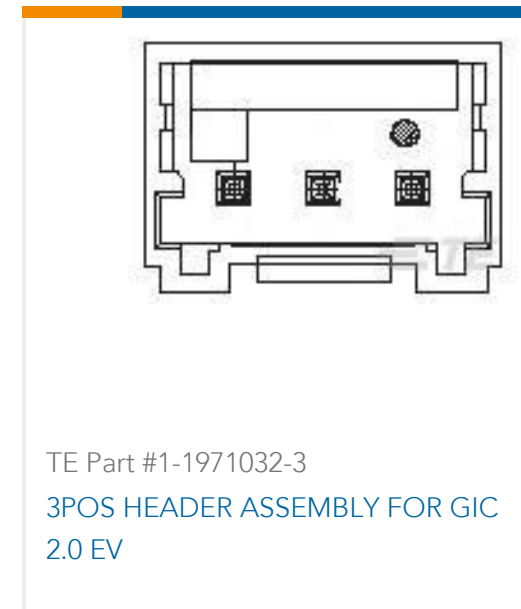
Compatible Parts



Also in the Series | Power Double Lock



Customers Also Bought



Documents

Product Drawings

[AMP POWER D/LOCK T/HDR ASSY 2P](#)

English

CAD Files

[3D PDF](#)

3D

Customer View Model

[ENG_CVM_CVM_179844-1_F.2d_dxf.zip](#)

English

Customer View Model

[ENG_CVM_CVM_179844-1_F.3d_igs.zip](#)

English

Customer View Model

[ENG_CVM_CVM_179844-1_F.3d_stp.zip](#)

English

By downloading the CAD file I accept and agree to the [Terms and Conditions](#) of use.

Datasheets & Catalog Pages



SOFT_SHELL_PIN_AND_SOCKET_CONNECTORS_CATALOG

English

Product Specifications

[Engineering Report](#)

English

[Engineering Report](#)

English

Product Environmental Compliance

[MD_179844-1_08202018924_dmtec](#)

English

[MD_179844-1_08202018924_dmtec](#)

English

Agency Approvals

[UL Report](#)

English

[UL Report](#)

English