5-103904-3 ✔ ACTIVE

AMPMODU | AMPMODU MTE

TE Internal #: 5-103904-3

AMPMODU MTE, PCB Mount Header, Right Angle, Wire-to-Board, 4 Position, 2.54mm [.1in] Centerline, 1 Row, Gold, Black Housing Color, Fully Shrouded

View on TE.com >

Connectors > PCB Connectors > Wire-to-Board Connectors > Wire-to-Board Headers & Receptacles

PCB Connector Assembly Type: **PCB Mount Header**

PCB Mount Orientation: **Right Angle**

Connector System: **Wire-to-Board**

Number of Positions: **4**

Centerline (Pitch): **2.54 mm [.1 in]**

Features

Product Type Features

PCB Connector Assembly Type	PCB Mount Header
Connector System	Wire-to-Board
Header Type	Fully Shrouded
Sealable	No
Connector & Contact Terminates To	Printed Circuit Board

Configuration Features

PCB Mount Orientation	Right Angle
Number of Positions	4
Number of Rows	1

Electrical Characteristics

Dielectric Withstanding Voltage (Max)	600 V
Termination Resistance	15 mΩ
Insulation Resistance	5000 MΩ

Contact Features

Contact Mating Area Length	5.84 mm[.23 in]
Mating Square Post Dimension	.64 mm[.025 in]
Contact Retention Within Housing	Without
PCB Contact Termination Area Plating Material Thickness	2.54 µm[100 µin]

PCB Contact Termination Area Plating Material Finish	Matte
Contact Shape & Form	Square
PCB Contact Termination Area Plating Material	Tin
Contact Base Material	Brass
Contact Mating Area Plating Material	Gold
Contact Mating Area Plating Material Thickness	.381 µm[30 µin]
Contact Type	Pin
Contact Current Rating (Max)	3 A

Termination Features

Square Termination Post & Tail Dimension	.64 mm[.025 in]
Termination Post & Tail Length	3.3 mm[.13 in]
Termination Method to Printed Circuit Board	Through Hole - Solder

Mechanical Attachment

Strain Relief	Without
Mating Alignment Type	Latched
Mating Alignment	With
PCB Mount Retention Type	Hold-Down
Mating Retention Type	Hold-Down
PCB Mount Alignment	Without
Mating Retention	With
PCB Mount Retention	With
Connector Mounting Type	Board Mount

Housing Features

Centerline (Pitch)	2.54 mm[.1 in]
Housing Color	Black
Housing Material	Thermoplastic

Dimensions

Connector Length	12.7 mm[.5 in]
Connector Height	6.99 mm[.275 in]
PCB Thickness (Recommended)	1.57 mm[.062 in]

Usage Conditions

Housing Temperature Rating	High

Operating Temperature Range	-65 – 105 °C[-85 – 221 °F]

Operation/Application

Circuit Application	Signal

Industry Standards

Approved Standards	CSA LR7189, UL E28476
UL Flammability Rating	UL 94V-0
CSA Certified	Yes
CSA File Number	LR7189
UL File Number	E28476

Packaging Features

Packaging Quantity	42
Packaging Method	Tube, Tube/Box

Other

Comment	Use Keying Tool No. 91417-1 to remove post for keying.

Product Compliance

For compliance documentation, visit the product page on TE.com>

EU RoHS Directive 2011/65/EU	Compliant
EU ELV Directive 2000/53/EC	Compliant
China RoHS 2 Directive MIIT Order No 32, 2016	No Restricted Materials Above Threshold
EU REACH Regulation (EC) No. 1907/2006	Current ECHA Candidate List: JAN 2021 (211) Candidate List Declared Against: JAN 2021 (211) Does not contain REACH SVHC
Halogen Content	Low Halogen - Br, Cl, F, I < 900 ppm per homogenous material. Also BFR/CFR/PVC Free
Solder Process Capability	Reflow solder capable to 260°C

Product Compliance Disclaimer

This information is provided based on reasonable inquiry of our suppliers and represents our current actual knowledge based on the information they provided. This information is subject to change. The part numbers that TE has identified as EU RoHS compliant have a maximum concentration of 0.1% by weight in homogenous materials for lead, hexavalent chromium, mercury, PBB, PBDE, DBP, BBP, DEHP, DIBP, and 0.01% for cadmium, or qualify for an exemption to these limits as defined in the Annexes of Directive 2011/65/EU (RoHS2). Finished electrical and electronic equipment products will be CE marked as required by Directive 2011/65/EU. Components may not be CE marked. Additionally, the part numbers that TE has identified as EU ELV compliant have a maximum concentration of 0.1% by weight in homogenous

materials for lead, hexavalent chromium, and mercury, and 0.01% for cadmium, or qualify for an exemption to these limits as defined in the Annexes of Directive 2000/53/EC (ELV). Regarding the REACH Regulation, the information TE provides on SVHC in articles for this part number is based on the latest European Chemicals Agency (ECHA) 'Guidance on requirements for substances in articles' posted at this URL: https://echa.europa.eu/guidance-documents/guidance-on-reach

Compatible Parts

TE Part # CAT-F439-R2435254
2.54mm FFC Connectors Receptacle Housing

TE Part # 5-103958-3
5X4 MTE RCPT SR LATCH .100CL

TE Part # 5-103961-3
5X4 MTE RCPT SR LATHC .100CL

TE Part # 5-103970-3
5X4 MTE RCPT SR RIBBED .100CL

TE Part # 5-103973-3
5X4 MTE RCPT SR RIBBED .100CL

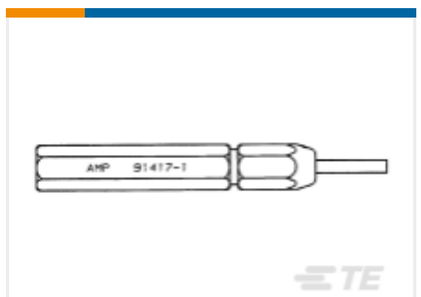

TE Part # 91417-1
TOOL, KEYING (AMPMODU MTE)

Also in the Series | AMPMODU MTE



Board-to-Board Headers & Receptacles(23)

Insertion & Extraction Tools(2)

PCB Connector Shrouds(40)

Ribbon Connector Accessories(1)

Standard Rectangular Connectors(2)

Wire-to-Board Connector Assemblies & Housings(585)

Wire-to-Board Connector Contacts(32)

Wire-to-Board Headers & Receptacles (740)

Customers Also Bought

TE Part #1888617-1
Cage Assy, QSFP, Through Bezel



TE Part #87227-7
14 MODII HDR DRST UNSHRD .100

TE Part #1571563-9
FSM8JSMATR=TACT,SMT,T&R

TE Part #1-770182-1
09P MINI UMNL ASSY VO SNAU LF

TE Part #2-1761679-3
IDC LOW PRO HDR 10P VERT BLUE

TE Part #1676237-3
RN 0805 1K5 0.1% 10PPM 5KRL

TE Part #1-2176328-4
CRGP 1206 120R 1%

TE Part #2-1734506-7
RCPT, 2.0MM, 08P,VRT MT, 8 Au", 2.6 ST



TE Part #1-5747150-6
D-Sub Receptacle Assembly: Vertical, Shell Size 1, 2.74mm

TE Part #1-770969-1
06P MINI UMNL R/A HDR ASSY LF

Documents

Product Drawings

4 MTE HDR SRRA LATCH W/HLDWN

English

CAD Files

3D PDF

3D

Customer View Model

ENG_CVM_CVM_5-103904-3_AD.2d_dxf.zip

English

Customer View Model

ENG_CVM_CVM_5-103904-3_AD.3d_igs.zip

English

Customer View Model

ENG_CVM_CVM_5-103904-3_AD.3d_stp.zip

English

By downloading the CAD file I accept and agree to the Terms and Conditions of use.

Datasheets & Catalog Pages

AMPMODU_INTERCONNECTION_SYSTEM_SECTION5_CONT

English

AMPMODU MTE INTERCONNECT SYSTEM

English

Product Specifications

Application Specification

English

Product Environmental Compliance

MD_5-103904-3_112920171239_dmtec

English

MD_5-103904-3_112920171239_dmtec

English