530521-3 ✔ ACTIVE

AMP | AMP MR

TE Internal #: 530521-3

AMP MR, Housing, Receptacle, Wire-to-Board, 4 Position, 7.92mm [.312in] Centerline, 1 Row, White Housing Color, Wire & Cable

View on TE.com >

Connectors > PCB Connectors > Wire-to-Board Connectors > Wire-to-Board Connector Assemblies & Housings

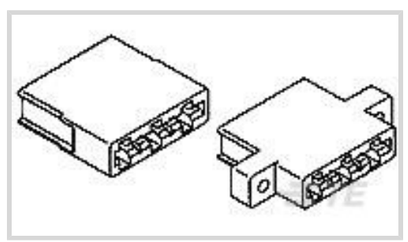

Connector Product Type: **Housing**

Connector & Housing Type: **Receptacle**

Connector System: **Wire-to-Board**

Number of Positions: **4**

Centerline (Pitch): **7.92 mm [.312 in]**

Features

Product Type Features

Connector Product Type	Housing
Connector & Housing Type	Receptacle
Connector System	Wire-to-Board
Sealable	No
Connector & Contact Terminates To	Wire & Cable

Configuration Features

Number of Positions	4
Number of Rows	1

Electrical Characteristics

Operating Voltage	600 VAC

Contact Features

Contact Layout	Inline
Contact Type	Socket
Contact Base Material	Copper Alloy
Contact Current Rating (Max)	30 A

Mechanical Attachment

Strain Relief	Without
Panel Mount Feature	Without

PCB Mount Retention	Without
Panel Mount Feature Type	Mounting Ears
Mating Retention	Without
Connector Mounting Type	Board Mount

Housing Features

Housing Entry Configuration	Both Ends Closed
Housing Material	Nylon 6/6
Centerline (Pitch)	7.92 mm[.312 in]
Housing Color	White

Dimensions

Connector Length	35.56 mm[1.4 in]
Connector Height	11.1 mm[.437 in]
PCB Thickness (Recommended)	1.57 mm[.062 in]
Wire Size	16 – 10 AWG

Usage Conditions

Operating Temperature Range	-40 – 95 °C[-40 – 203 °F]

Operation/Application

Circuit Application	Power

Industry Standards

Glow Wire Rating	Standard Part - Not Glow Wire
UL Flammability Rating	UL 94V-0

Packaging Features

Packaging Quantity	175
Packaging Method	Box

Other

Comment	Designed to accept 1.40-1.78 [.055-.070] thick daughter boards- use intercontact Keying Plug #530533-1.

Product Compliance

For compliance documentation, visit the product page on TE.com>

EU RoHS Directive 2011/65/EU	Compliant
EU ELV Directive 2000/53/EC	Compliant

China RoHS 2 Directive MIIT Order No 32, 2016	No Restricted Materials Above Threshold
EU REACH Regulation (EC) No. 1907/2006	Current ECHA Candidate List: JAN 2021 (211) Candidate List Declared Against: JAN 2017 (173) SVHC > Threshold: Not Yet Reviewed
Halogen Content	Not Yet Reviewed for halogen content
Solder Process Capability	Not applicable for solder process capability

Product Compliance Disclaimer

This information is provided based on reasonable inquiry of our suppliers and represents our current actual knowledge based on the information they provided. This information is subject to change. The part numbers that TE has identified as EU RoHS compliant have a maximum concentration of 0.1% by weight in homogenous materials for lead, hexavalent chromium, mercury, PBB, PBDE, DBP, BBP, DEHP, DIBP, and 0.01% for cadmium, or qualify for an exemption to these limits as defined in the Annexes of Directive 2011/65/EU (RoHS2). Finished electrical and electronic equipment products will be CE marked as required by Directive 2011/65/EU. Components may not be CE marked.Additionally, the part numbers that TE has identified as EU ELV compliant have a maximum concentration of 0.1% by weight in homogenous materials for lead, hexavalent chromium, and mercury, and 0.01% for cadmium, or qualify for an exemption to these limits as defined in the Annexes of Directive 2000/53/EC (ELV). Regarding the REACH Regulations, TE's information on SVHC in articles for this part number is still based on the European Chemical Agency (ECHA) 'Guidance on requirements for substances in articles'(Version: 2, April 2011), applying the 0.1% weight on weight concentration threshold at the finished product level. TE is aware of the European Court of Justice ruling of September 10th, 2015 also known as O5A (Once An Article Always An Article) stating that, in case of 'complex object', the threshold for a SVHC must be applied to both the product as a whole and simultaneously to each of the articles forming part of its composition. TE has evaluated this ruling based on the new ECHA "Guidance on requirements for substances in articles" (June 2017, version 4.0) and will be updating its statements accordingly.

Compatible Parts



TE Part # 5-530519-2
HIGH CURRENT CONT-STRIP

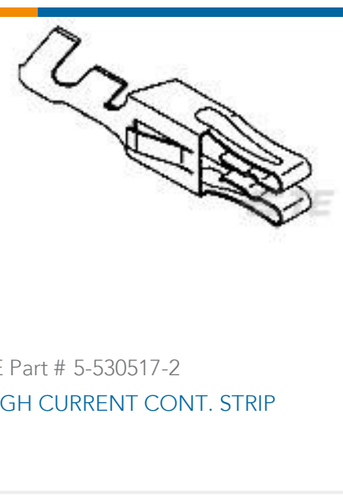

TE Part # 5-530517-2
HIGH CURRENT CONT. STRIP



TE Part # 145233-1
HIGH CURRENT HSG 4 POS

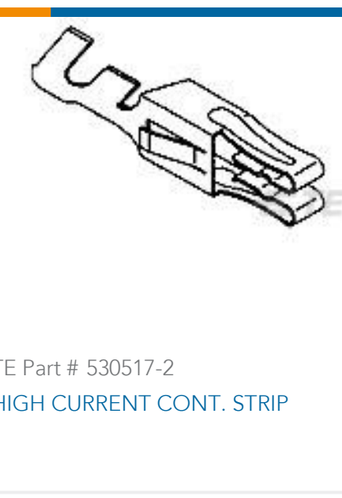

TE Part # 530517-2
HIGH CURRENT CONT. STRIP



TE Part # 5-531355-3
HIGH CURRENT LOOSE PIECE



TE Part # 5-531355-4
HIGH CURRENT CONT STRIP



TE Part # 530517-1
CONT.HIGH CURRENT STRIP



TE Part # 530517-3
HIGH CURRENT CONT STRIP



TE Part # 530519-1
CONT.HIGH CURRENT STRIP

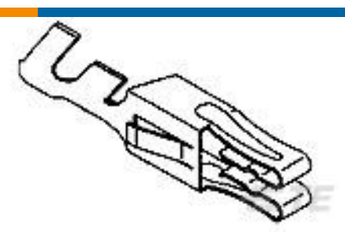

TE Part # 530519-2
HIGH CURRENT CONT. STRIP

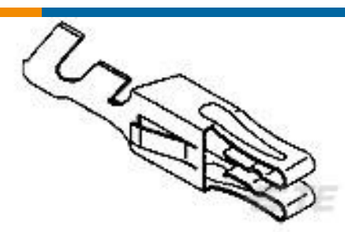

TE Part # 530519-3
HIGH CURRENT CONT STRIP



TE Part # 531355-1
CONT.HIGH CURRENT STRIP



TE Part # 531355-2
HIGH CURRENT LOOSE PIECE

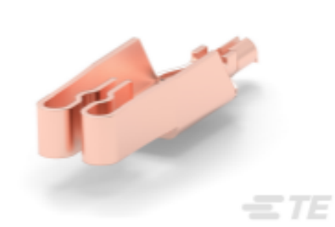

TE Part # 531355-3
HIGH CURRENT LOOSE PIECE



TE Part # 531355-4
HIGH CURRENT CONT STRIP

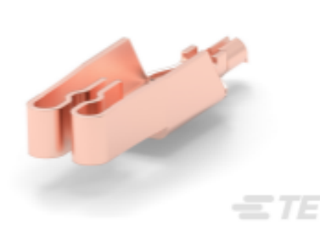

TE Part # 531355-7
HIGH CURRENT CONT STRIP

Also in the Series | AMP MR



Board-to-Board Connector Housings(2)



Board-to-Board Jumpers & Shunts(4)



Insertion & Extraction Tools(1)



Power Cable Assemblies(1)



Rectangular Power Connectors(12)



Wire-to-Board Connector Assemblies & Housings(4)

Customers Also Bought



TE Part #4-2333393-5
QSFP56 to QSFP56 Cable Assembly: 30 AWG



TE Part #2289501-3
HEAT SINK FOR CFP4



TE Part #2289502-2
CFP4 1X4,HEATSINK CLIP



TE Part #2304455-1
CFP4 1X1 RECEPTACLE COVER,WITH SCREW



TE Part #YDTS20Z15-35PNV001
D38999: Square Flange, 15-35 insert



TE Part #2187544-1
SW PIR HDR BP, 100OHM, 12X6 DEW



TE Part #2016080-2
JACK,PCB,COMMERCIAL BNC



TE Part #2195765-1
CHIP Antenna,SMD,1570-1580MHz,2.4 GHz

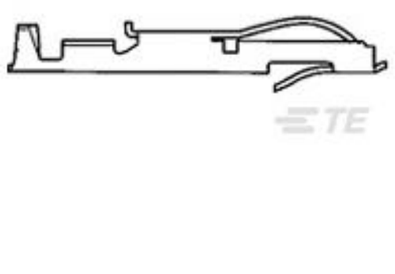

TE Part #583875-5
TWIN LEAF TERM.



TE Part #2-2350655-3
3P TPA, .060-.130 OD INSL, UMNL

Documents

Product Drawings

HIGH CURRENT HSG 4 POS

English

CAD Files

3D PDF

3D

Customer View Model

ENG_CVM_530521-3_H.3d_igs.zip

English

Customer View Model

ENG_CVM_530521-3_H.3d_stp.zip

English

Customer View Model

ENG_CVM_530521-3_H.2d_dxf.zip

English

3D PDF

English

Customer View Model

ENG_CVM_CVM_530521-3_U.2d_dxf.zip

English

Customer View Model

ENG_CVM_CVM_530521-3_U.3d_igs.zip

English

Customer View Model

ENG_CVM_CVM_530521-3_U.3d_stp.zip

English

By downloading the CAD file I accept and agree to the **Terms and Conditions** of use.

Product Specifications

Application Specification

English

Agency Approvals

Agency Approval Document

English