350434-4 ✔ ACTIVE

MATE-N-LOK | Universal MATE-N-LOK

TE Internal #: 350434-4

Universal MATE-N-LOK, Rectangular Power Connectors, Header, Receptacle, Wire-to-Board, 15 Position, 6.35mm [.25in] Centerline, Printed Circuit Board

View on TE.com >

Connectors > Power Connectors > Rectangular Power > Rectangular Power Connectors







Rectangular Power Connector Type: **Header**

Connector & Housing Type: **Receptacle**

Connector System: **Wire-to-Board**

Number of Positions: **15**

Centerline (Pitch): **6.35 mm [.25 in]**

Features

Product Type Features

Rectangular Power Connector Type	Header
Connector & Housing Type	Receptacle
Connector System	Wire-to-Board
Sealable	No
Connector & Contact Terminates To	Printed Circuit Board

Configuration Features

Number of Positions	15
PCB Mount Orientation	Vertical
Number of Power Positions	15
Number of Rows	3

Electrical Characteristics

Operating Voltage	600 VAC

Contact Features

Contact Layout	Matrix

Multiple Contact Types	Without
Contact Current Rating (Max)	12 A
Contact Retention Within Housing	Without
Contact Type	Pin
PCB Contact Termination Area Plating Material	Tin
Contact Mating Area Plating Material	Gold
Contact Mating Area Plating Material Thickness	.76 – .91 µm[30 – 36 µin]
Underplate Material Thickness	1.27 µm[50 µin]
Contact Termination Area Plating Thickness	2.54 µm[100 µin]

Termination Features

Termination Post & Tail Length	3.05 mm[.12 in]
Termination Method to Printed Circuit Board	Through Hole - Solder

Mechanical Attachment

Strain Relief	Without
Mating Alignment Type	Polarization
Mating Alignment	With
PCB Mount Alignment	Without
Panel Mount Feature	Without
PCB Mount Retention	Without
Connector Mounting Type	Board Mount
Mating Retention	With
Mating Retention Type	Positive Lock

Housing Features

Centerline (Pitch)	6.35 mm[.25 in]
Housing Color	Natural
Housing Material	Nylon

Dimensions

Row-to-Row Spacing	6.35 mm[.25 in]
Width	20.32 mm
PCB Thickness (Recommended)	1.57 mm[.062 in]
Height	13.97 mm
Length	33.02 mm

Usage Conditions

Operating Temperature Range	-40 – 105 °C[-40 – 221 °F]

Operation/Application

Assembly Integration Feature	Without
Circuit Application	Power

Industry Standards

CSA Rating	Certified
UL Flammability Rating	UL 94V-2
Glow Wire Rating	Standard Part - Not Glow Wire
Agency/Standard Number	E28476
Agency/Standard	CSA, UL
UL Rating	Recognized
CSA File Number	LR7189
VDE Tested	Yes

Packaging Features

Packaging Method	Bag
Packaging Quantity	50

Other

For Use With	Mates with Plug Housing (Using Socket Contacts)

Product Compliance

For compliance documentation, visit the product page on TE.com>

EU RoHS Directive 2011/65/EU	Compliant
EU ELV Directive 2000/53/EC	Compliant
China RoHS 2 Directive MIIT Order No 32, 2016	No Restricted Materials Above Threshold
EU REACH Regulation (EC) No. 1907/2006	Current ECHA Candidate List: JAN 2021 (211) Candidate List Declared Against: JAN 2021 (211) Does not contain REACH SVHC
Halogen Content	Low Halogen - Br, Cl, F, I < 900 ppm per homogenous material. Also BFR/CFR/PVC Free
Solder Process Capability	Wave solder capable to 265°C

Product Compliance Disclaimer

This information is provided based on reasonable inquiry of our suppliers and represents our current actual knowledge based on the information they provided. This information is subject to change. The part numbers that TE has identified as EU RoHS compliant have a maximum concentration of 0.1% by weight in homogenous materials for lead, hexavalent chromium, mercury, PBB, PBDE, DBP, BBP, DEHP, DIBP, and 0.01% for cadmium, or qualify for an exemption to these limits as defined in the Annexes of Directive 2011/65/EU (RoHS2). Finished electrical and electronic equipment products will be CE marked as required by Directive 2011/65/EU. Components may not be CE marked. Additionally, the part numbers that TE has identified as EU ELV compliant have a maximum concentration of 0.1% by weight in homogenous materials for lead, hexavalent chromium, and mercury, and 0.01% for cadmium, or qualify for an exemption to these limits as defined in the Annexes of Directive 2000/53/EC (ELV). Regarding the REACH Regulation, the information TE provides on SVHC in articles for this part number is based on the latest European Chemicals Agency (ECHA) 'Guidance on requirements for substances in articles' posted at this URL: https://echa.europa.eu/guidance-documents/guidance-on-reach

Compatible Parts



TE Part # 926647-3
UNIV.M-N-L.CAP HSG



TE Part # 1-480710-0
15P UMNL PLUG HSG NATL



TE Part # 926647-1
BOIT F MNL 15P



TE Part # 1-640724-0
15P UMNL STR/REL & INSRT NATL



TE Part # 794281-1
15P UMNL INTERFACE SEAL



TE Part # 794282-1
15P UMNL WIRE SEAL



TE Part # 350812-1
STR/REL CLAMP UMNL



TE Part # 640718-1
15P UMNL STR/REL



TE Part # 1-350590-0
STR/REL CLAMP NATL



TE Part # 1586683-9
15P UMNL HDR ASSY PC 94VO SL



TE Part # 1-1586683-0
15P UMNL HDR ASSY PC 94VO SL



TE Part # 1-350848-5
15P UMNL PLUG TEST ASSY 94VO



TE Part # 1586170-1
15P UMNL PIN HDR 94VO NDH



TE Part # 794745-1
15P UMNL CAP HSG BLACK



TE Part # 926647-2
15P UN-MNL AUFN-GEH



TE Part # 926647-8
UMNL CAP HSG. 15 POS

Also in the Series | Universal MATE-N-LOK



Circular Power Connectors(2)



Connector Contacts(11)



Insertion & Extraction Tools(4)



Power Contacts(207)



Rectangular Boots & Strain Relief(35)



Rectangular Connector Adapters(7)



Rectangular Connector Housings(2)



Rectangular Connector Keying Plugs(3)



Rectangular Connector Locking(4)



Rectangular Connector Seals(26)



Rectangular Power Connectors(725)

Customers Also Bought



TE Part #1318124-2
DYNAMIC 2000 HDR ASSY



TE Part #1-178139-2
DYNAMIC 3200 HDR ASSY



TE Part #1473562-3
RITS CONN. PLUG ASSY 3P YELLOW



TE Part #1473565-6
RITS CONN.HDR ASSY 6P



TE Part #1473565-3
RITS CONN.HDR ASSY 3P



TE Part #826664-8
8P MOD2 STIFT LEI



TE Part #1473565-5
RITS CONN.HDR ASSY 5P



TE Part #1473562-4
RITS CONN. PLUG ASSY 4P YELLOW



TE Part #1473562-5
RITS CONN. PLUG ASSY 5P YELLOW

Documents

Product Drawings

15P UMNL PIN HDR ASSY NATL LF

English

CAD Files

3D PDF

3D

Customer View Model

ENG_CVM_350434-4_Y.3d_igs.zip

English

Customer View Model

ENG_CVM_350434-4_Y.3d_stp.zip

English

Customer View Model

ENG_CVM_350434-4_Y.2d_dxf.zip

English

3D PDF

English

Customer View Model

ENG_CVM_CVM_350434-4_AC.2d_dxf.zip

English

Customer View Model

ENG_CVM_CVM_350434-4_AC.3d_igs.zip

English

Customer View Model

ENG_CVM_CVM_350434-4_AC.3d_stp.zip

English

By downloading the CAD file I accept and agree to the **Terms and Conditions** of use.

Datasheets & Catalog Pages

SOFT_SHELL_PIN_SOCKET_CONNECTORS_STANDARD_DENSITY

English

Product Specifications

Application Specification

English

Product Environmental Compliance

TE Material Declaration

English

Agency Approvals

UL Report

English