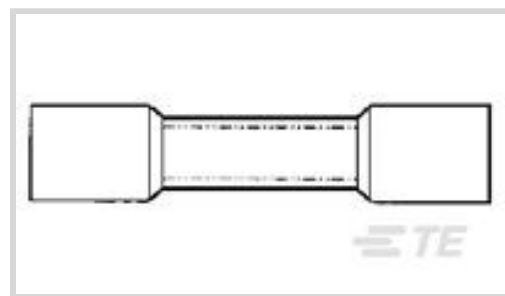




Terminals & Splices > Splices

Splice Product Type: **Splice**Terminal & Splice Type: **Splice**Wire Size: **1.25 – 2 mm²**Sealable: **Yes**

Features

Product Type Features

Splice Product Type	Splice
Sealable	Yes
Splice Type	Butt Splice
Serrated	No
Splice Barrel Type	Closed Barrel
Splice Wire/Cable Type	Regular Wire
Insulated	Yes
Support Style	Insulation Support

Body Features

Insulation Sleeve Material	Polyolefin
Weight per Piece	1.149 g
Plating Material	Tin, Unplated
Splice Material	Copper
Splice Color	Blue

Contact Features

Contact Plating Material	Tin
Terminal & Splice Type	Splice

Mechanical Attachment

Wire Insulation Support	With
-------------------------	------

Dimensions



Wire Size	2050 – 5180 CMA
Splice Wire Insulation Diameter (Max)	4.83 mm[.19 in]
Barrel Inside Diameter	4.83 mm[.19 in]
Splice Overall Length	40.79 mm[1.606 in]

Usage Conditions

Insulation Requirement	Fully Insulated
Operating Temperature Range	-55 – 125 °C[-67 – 257 °F]

Operation/Application

Heavy Duty	No
------------	----

Industry Standards

Government Qualified Splice	No
-----------------------------	----

Packaging Features

Packaging Quantity	1000
Splice Packaging Method	Loose Piece

Other

Military Category	No
-------------------	----

Product Compliance

[For compliance documentation, visit the product page on TE.com>](#)

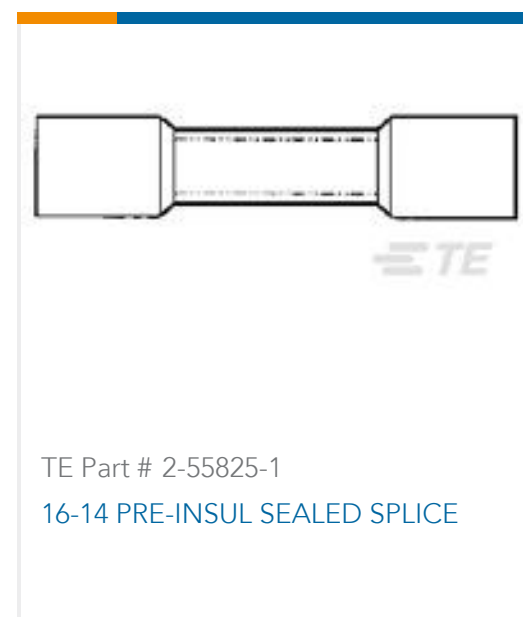
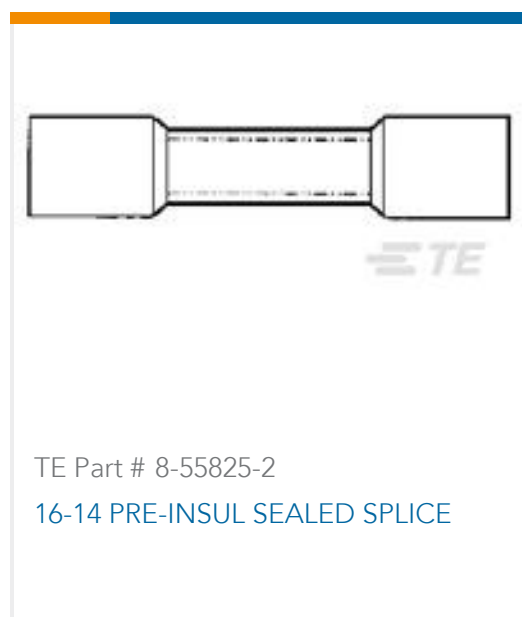
EU RoHS Directive 2011/65/EU	Compliant
EU ELV Directive 2000/53/EC	Compliant
China RoHS 2 Directive MIIT Order No 32, 2016	No Restricted Materials Above Threshold
EU REACH Regulation (EC) No. 1907/2006	Current ECHA Candidate List: JAN 2021 (211) Candidate List Declared Against: JAN 2021 (211) Does not contain REACH SVHC
Halogen Content	Low Halogen - Br, Cl, F, I < 900 ppm per homogenous material. Also BFR/CFR/PVC Free
Solder Process Capability	Not applicable for solder process capability

Product Compliance Disclaimer

This information is provided based on reasonable inquiry of our suppliers and represents our current actual knowledge based on the information they provided. This information is subject to change. The part numbers that TE has identified as EU RoHS compliant have a maximum concentration of 0.1% by weight in homogenous materials for lead, hexavalent

chromium, mercury, PBB, PBDE, DBP, BBP, DEHP, DIBP, and 0.01% for cadmium, or qualify for an exemption to these limits as defined in the Annexes of Directive 2011/65/EU (RoHS2). Finished electrical and electronic equipment products will be CE marked as required by Directive 2011/65/EU. Components may not be CE marked. Additionally, the part numbers that TE has identified as EU ELV compliant have a maximum concentration of 0.1% by weight in homogenous materials for lead, hexavalent chromium, and mercury, and 0.01% for cadmium, or qualify for an exemption to these limits as defined in the Annexes of Directive 2000/53/EC (ELV). Regarding the REACH Regulation, the information TE provides on SVHC in articles for this part number is based on the latest European Chemicals Agency (ECHA) 'Guidance on requirements for substances in articles' posted at this URL: <https://echa.europa.eu/guidance-documents/guidance-on-reach>

Compatible Parts



Customers Also Bought



Documents



Product Drawings

16-14 PRE-INSUL SEALED SPLICE

English

CAD Files

3D PDF

3D

Customer View Model

[ENG_CVM_CVM_55825-1_K.2d_dxf.zip](#)

English

Customer View Model

[ENG_CVM_CVM_55825-1_K.3d_igs.zip](#)

English

Customer View Model

[ENG_CVM_CVM_55825-1_K.3d_stp.zip](#)

English

By downloading the CAD file I accept and agree to the [Terms and Conditions](#) of use.

Product Environmental Compliance

TE Material Declaration

English

Instruction Sheets

Instruction Sheet (U.S.)

English