# 5-826953-0 ✔ ACTIVE

AMPMODU | AMPMODU Headers

TE Internal #: 5-826953-0

AMPMODU Headers, PCB Mount Header, Right Angle, Board-to-Board, 100 Position, 2.54mm [.1in] Centerline, Breakaway, Tin, Printed Circuit Board

View on TE.com >

Connectors > PCB Connectors > Board-to-Board Connectors > Board-to-Board Headers & Receptacles



PCB Connector Assembly Type: **PCB Mount Header**

PCB Mount Orientation: **Right Angle**

Connector System: **Board-to-Board**

Number of Positions: **100**

Centerline (Pitch): **2.54 mm [ .1 in ]**

## Features

### Product Type Features

| | |
|---|---|
| PCB Connector Assembly Type | PCB Mount Header |
| Connector System | Board-to-Board |
| Header Type | Breakaway |
| Sealable | No |
| Connector & Contact Terminates To | Printed Circuit Board |

### Configuration Features

| | |
|---|---|
| Number of Rows | 2 |
| Connector Contact Load Condition | Fully Loaded |
| PCB Mount Orientation | Right Angle |
| Number of Positions | 100 |
| Board-to-Board Configuration | Perpendicular |

### Electrical Characteristics

| | |
|---|---|
| Insulation Resistance | 5000 MΩ |
| Dielectric Withstanding Voltage (Max) | 750 Vrms |

### Contact Features

| | |
|---|---|
| Mating Square Post Dimension | .63 mm[.025 in] |
| PCB Contact Termination Area Plating Material Thickness | 2 µm |
| Contact Shape & Form | Square |

| | |
|---|---|
| Contact Underplating Material | Nickel |
| PCB Contact Termination Area Plating Material | Tin |
| Contact Base Material | Phosphor Bronze |
| Contact Mating Area Plating Material | Tin |
| Contact Mating Area Plating Material Thickness | 3 µm[118.11 µin] |
| Contact Type | Pin |
| Contact Current Rating (Max) | 5 A |

## Termination Features

| | |
|---|---|
| Square Termination Post & Tail Dimension | .63 mm[.025 in] |
| Termination Post & Tail Length | 3.2 mm[.126 in] |
| Termination Method to Printed Circuit Board | Through Hole - Solder |

## Mechanical Attachment

| | |
|---|---|
| Mating Alignment | Without |
| PCB Mount Retention | Without |
| PCB Mount Alignment | Without |
| Connector Mounting Type | Board Mount |

## Housing Features

| | |
|---|---|
| Centerline (Pitch) | 2.54 mm[.1 in] |
| Housing Color | Green |
| Housing Material | PBT |

## Dimensions

| | |
|---|---|
| Row-to-Row Spacing | 2.54 mm[.1 in] |
| PCB Thickness (Recommended) | 1.57 mm[.062 in] |

## Usage Conditions

| | |
|---|---|
| Housing Temperature Rating | Standard |
| Operating Temperature Range | -65 – 105 °C[-85 – 221 °F] |

## Operation/Application

| | |
|---|---|
| Circuit Application | Signal |

## Industry Standards

| | |
|---|---|
| UL Flammability Rating | UL 94V-0 |

## Packaging Features

| | |
|---|---|
| Packaging Quantity | 100 |

| | |
|---|---|
| Packaging Method | Box & Carton |

## Product Compliance

For compliance documentation, visit the product page on TE.com>

| | |
|---|---|
| EU RoHS Directive 2011/65/EU | Compliant |
| EU ELV Directive 2000/53/EC | Compliant |
| China RoHS 2 Directive MIIT Order No 32, 2016 | No Restricted Materials Above Threshold |
| EU REACH Regulation (EC) No. 1907/2006 | Current ECHA Candidate List: JAN 2021 (211)<br>Candidate List Declared Against: JAN 2021 (211)<br>Does not contain REACH SVHC |
| Halogen Content | Not Low Halogen - contains Br or Cl > 900 ppm. |
| Solder Process Capability | Wave solder capable to 265°C |

Product Compliance Disclaimer

This information is provided based on reasonable inquiry of our suppliers and represents our current actual knowledge based on the information they provided. This information is subject to change. The part numbers that TE has identified as EU RoHS compliant have a maximum concentration of 0.1% by weight in homogenous materials for lead, hexavalent chromium, mercury, PBB, PBDE, DBP, BBP, DEHP, DIBP, and 0.01% for cadmium, or qualify for an exemption to these limits as defined in the Annexes of Directive 2011/65/EU (RoHS2). Finished electrical and electronic equipment products will be CE marked as required by Directive 2011/65/EU. Components may not be CE marked. Additionally, the part numbers that TE has identified as EU ELV compliant have a maximum concentration of 0.1% by weight in homogenous materials for lead, hexavalent chromium, and mercury, and 0.01% for cadmium, or qualify for an exemption to these limits as defined in the Annexes of Directive 2000/53/EC (ELV). Regarding the REACH Regulation, the information TE provides on SVHC in articles for this part number is based on the latest European Chemicals Agency (ECHA) 'Guidance on requirements for substances in articles' posted at this URL: https://echa.europa.eu/guidance-documents/guidance-on-reach

## Compatible Parts



TE Part # 5-925367-0
MOD 4 REC.HSG 50 P.

## Also in the Series | AMPMODU Headers



Automotive Headers(10)



Board-to-Board Headers & Receptacles(7077)



PCB Connector Mounting(1)



PCB Connector Shrouds(1)



PCB Latches, Locks & Retainers(2)



Wire-to-Board Connector Assemblies & Housings(5)



Wire-to-Board Connector Contacts(66)



Wire-to-Board Headers & Receptacles (79)

## Customers Also Bought



TE Part #1-1825027-7
FSMRA6JH04=R/A,TACT PB SW,160G



TE Part #1-2176342-0
CRGCQ 0805 33R 5%



TE Part #1-1623746-4
ER74 1R2 5% AMMO PK



TE Part #1-2106003-3
Connector, SMT-IDC, 3 POS, 20 AWG



TE Part #1-2176244-2
CRGS0805 5% 8R2



TE Part #1-1393239-3
RT114024



TE Part #100616-2
8/8 MOD.JACK ASSY TE SHIELDED



TE Part #1-1825002-1
ADF0704=DIP SWT,FLUSH,THRU/HL



TE Part #ZPF000000000100306
732-8256-22

TE Part #1393558-7
C42334A 422C306=BKMOD 422 BUEG

## Documents

## Product Drawings

50P MODU 2 PIN HDR.

English

50P MODU 2 PIN HDR.

English

## CAD Files

3D PDF

3D

### Customer View Model

ENG_CVM_CVM_5-826953-0_M.2d_dxf.zip

English

### Customer View Model

ENG_CVM_CVM_5-826953-0_M.3d_igs.zip

English

### Customer View Model

ENG_CVM_CVM_5-826953-0_M.3d_stp.zip

English

By downloading the CAD file I accept and agree to the Terms and Conditions of use.

## Agency Approvals

UL Report

English