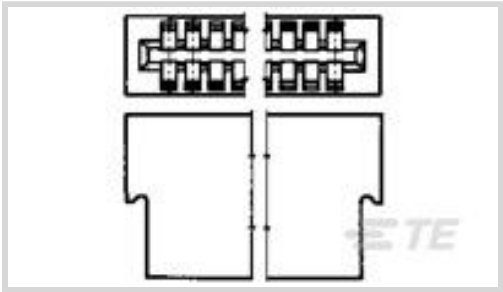




Connectors > PCB Connectors > Wire-to-Board Connectors > Wire-to-Board Connector Assemblies & Housings



Connector Product Type: **Housing**

Connector & Housing Type: **Receptacle**

Connector System: **Wire-to-Board**

Number of Positions: **17**

Centerline (Pitch): **2.54 mm [.1 in]**

Features

Product Type Features

Connector Product Type	Housing
Connector & Housing Type	Receptacle
Connector System	Wire-to-Board
Connector & Contact Terminates To	Printed Circuit Board

Configuration Features

Number of Dual Positions	17
Number of Positions	17
Number of Rows	2

Contact Features

Contact Current Rating (Max)	5 A
------------------------------	-----

Termination Features

Termination Method to Wire & Cable	Crimp
------------------------------------	-------

Mechanical Attachment

Strain Relief	Without
PCB Mount Retention	Without
Mating Retention	Without
Connector Mounting Type	Board Mount

Housing Features



Housing Material	Polyester GF
Centerline (Pitch)	2.54 mm[.1 in]
Housing Color	Black

Dimensions

	.75 in
--	--------

Usage Conditions

Operating Temperature Range	-55 – 105 °C[-67 – 221 °F]
-----------------------------	----------------------------

Operation/Application

Circuit Application	Power & Signal
---------------------	----------------

Industry Standards

Glow Wire Rating	Standard Part - Not Glow Wire
UL Flammability Rating	UL 94V-0

Packaging Features

Packaging Quantity	275
Packaging Method	Package

Product Compliance

For compliance documentation, visit the product page on TE.com>

EU RoHS Directive 2011/65/EU	Compliant
EU ELV Directive 2000/53/EC	Compliant
China RoHS 2 Directive MIIT Order No 32, 2016	No Restricted Materials Above Threshold
EU REACH Regulation (EC) No. 1907/2006	Current ECHA Candidate List: JAN 2021 (211) Candidate List Declared Against: JUL 2019 (201) SVHC > Threshold: Not Yet Reviewed
Halogen Content	Not Low Halogen - contains Br or Cl > 900 ppm.
Solder Process Capability	Not applicable for solder process capability

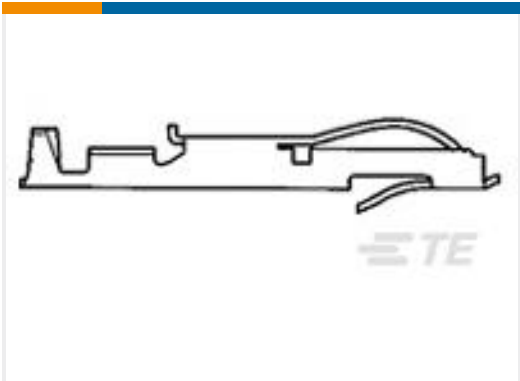

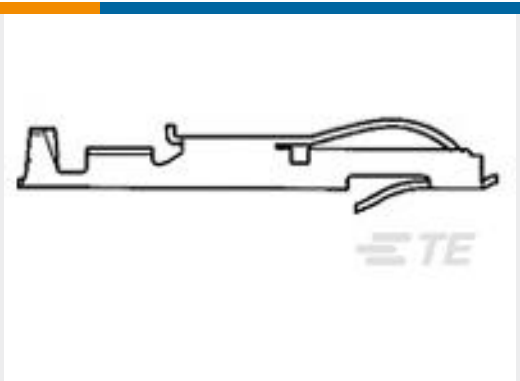
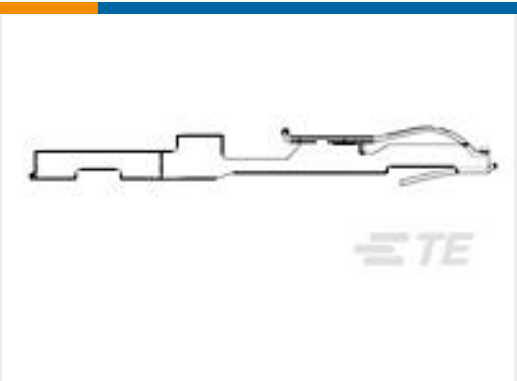



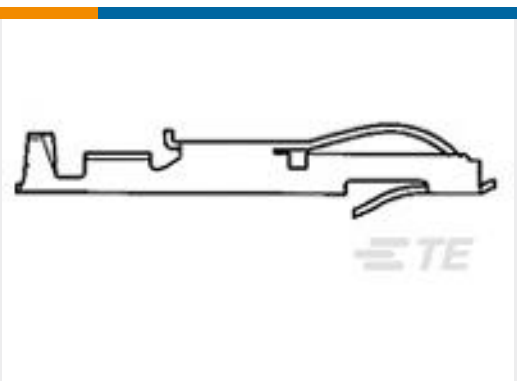
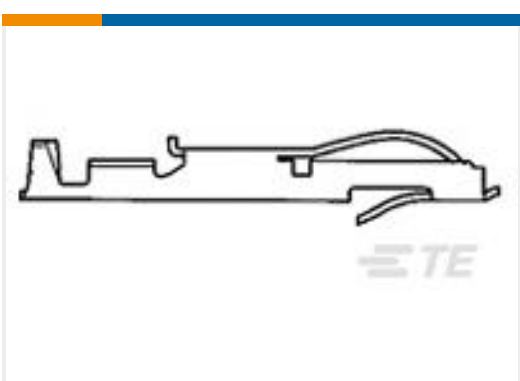




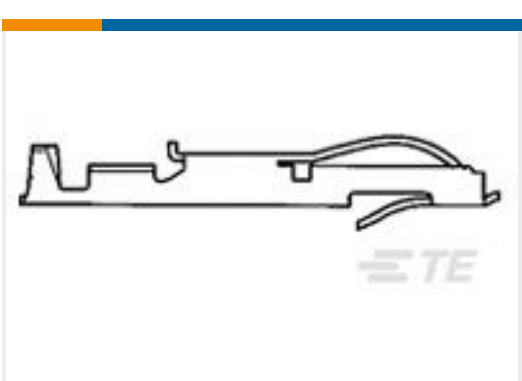
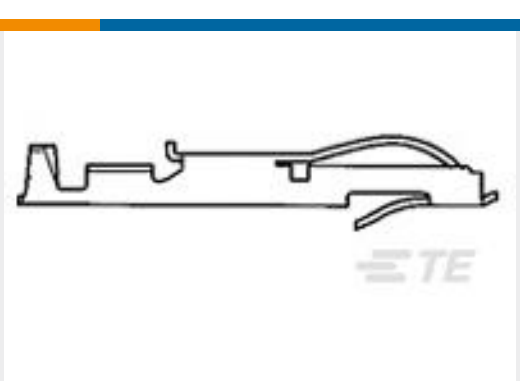
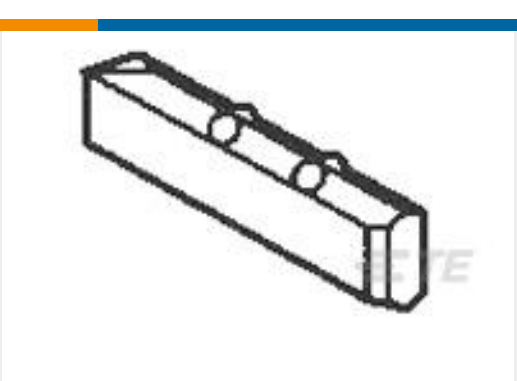
Product Compliance Disclaimer

This information is provided based on reasonable inquiry of our suppliers and represents our current actual knowledge based on the information they provided. This information is subject to change. The part numbers that TE has identified as EU RoHS compliant have a maximum concentration of 0.1% by weight in homogenous materials for lead, hexavalent chromium, mercury, PBB, PBDE, DBP, BBP, DEHP, DIBP, and 0.01% for cadmium, or qualify for an exemption to these limits as defined in the Annexes of Directive 2011/65/EU (RoHS2). Finished electrical and electronic equipment products



will be CE marked as required by Directive 2011/65/EU. Components may not be CE marked. Additionally, the part numbers that TE has identified as EU ELV compliant have a maximum concentration of 0.1% by weight in homogenous materials for lead, hexavalent chromium, and mercury, and 0.01% for cadmium, or qualify for an exemption to these limits as defined in the Annexes of Directive 2000/53/EC (ELV). Regarding the REACH Regulation, the information TE provides on SVHC in articles for this part number is based on the latest European Chemicals Agency (ECHA) 'Guidance on requirements for substances in articles' posted at this URL: <https://echa.europa.eu/guidance-documents/guidance-on-reach>

Compatible Parts

 <p>TE Part # 5-583649-3 CONT.CRP.SNAP TW.LF.STRIP</p>	 <p>TE Part # 583879-1 CONTACT CSTL 15AU 50SN/PB</p>	 <p>TE Part # 583649-3 CONT.CRP.SNAP TW.LF.STRIP</p>	 <p>TE Part # 583854-3 TWIN LF SOLD EYE CONTACT</p>
 <p>TE Part # 1-583649-1 TWIN LEAF STRIP TERM</p>	 <p>TE Part # 1-583884-5 CONTACT CSTL 15AU 50SN/PB</p>	 <p>TE Part # 1-881099-3 TWIN LEAF CONTACT</p>	 <p>TE Part # 5-583649-2 CONT.CRP.SNAP TW.LF.STRIP</p>
 <p>TE Part # 5-583854-3 TWIN LF SOLD EYE CONTACT</p>	 <p>TE Part # 5-583857-1 CONT TW-LF CRP SANP</p>	 <p>TE Part # 5-583879-4 CONTACT CSTL 15AU 50SN/PB</p>	 <p>TE Part # 5-583879-8 CONTACT CSTL 15AU 50SN/PB</p>
 <p>TE Part # 5-583879-9 CONTACT CSTL 15AU 50SN/PB</p>	 <p>TE Part # 531477-2 CONT.MINI LEAF STRIP</p>	 <p>TE Part # 531477-4 CONT.MINI-LEAF STRIP</p>	 <p>TE Part # 583274-3 KEYING PLUG</p>



TE Part # 583649-2
CONT.CRP.SNAP TW.LF.STRIP

TE Part # 583649-6
TW LF CONTACT LP OF 583649-3

TE Part # 583857-1
CONT TW-LF CRP SANP

TE Part # 583879-4
CONTACT CSTL 15AU 50SN/PB

Also in the Series | AMP Twin-Leaf

Insertion & Extraction Tools(1)

Wire-to-Board Connector Assemblies
& Housings(27)

Wire-to-Board Connector Contacts(16)

Customers Also Bought

TE Part #1-88117-0
2.54mm FFC Connectors Pin Contacts

TE Part #2-2308348-2
CRIMP FLANGE FOR SIZE 4-5STD
/5QL SHELL

TE Part #2-2308350-2
CRIMP BARREL

TE Part #2187461-1
SW PIR HDR BP, 100OHM, 9X6SP DEW

TE Part #1604113-1
AMP Power Contact 15A,STRIP,SILVER

TE Part #2085945-4
QSFP+ Assy, 2x1, Gskt, No LP, Sn
EONs

TE Part #2217759-1
CCII UNML PIN SOCKET 30-26 ASSY

TE Part #208235-000
301A011-3/86-0

TE Part #837655-4
LEAD, SGL END ASSY, LGH

TE Part #5058682024
VERSAFIT-3/32-0-STK



Documents

Product Drawings

17 POS TWIN LEAF CRP HSG

English

CAD Files

3D PDF

3D

Customer View Model

ENG_CVM_CVM_583717-5_AU.2d_dxf.zip

English

Customer View Model

ENG_CVM_CVM_583717-5_AU.3d_igs.zip

English

Customer View Model

ENG_CVM_CVM_583717-5_AU.3d_stp.zip

English

By downloading the CAD file I accept and agree to the [Terms and Conditions](#) of use.

Product Specifications

Product Specification

English

Product Specification

English

Instruction Sheets

Instruction Sheet (U.S.)

English

Agency Approvals

UL Report

English