3-641120-3 ✔ ACTIVE

MTA | MTA 156

TE Internal #: 3-641120-3

MTA 156, Rectangular Power Connectors, Header, Plug, Wire-to-Board, 3 Position, 3.96mm [.156in] Centerline, Printed Circuit Board, UL 94V-0

View on TE.com >

Connectors > Power Connectors > Rectangular Power > Rectangular Power Connectors







Rectangular Power Connector Type: **Header**

Connector & Housing Type: **Plug**

Connector System: **Wire-to-Board**

Number of Positions: **3**

Centerline (Pitch): **3.96 mm [.156 in]**

Features

Product Type Features

Header Type	Unshrouded
Rectangular Power Connector Type	Header
Connector & Housing Type	Plug
Connector System	Wire-to-Board
Sealable	No
Connector & Contact Terminates To	Printed Circuit Board

Configuration Features

Number of Positions	3
PCB Mount Orientation	Vertical
Number of Power Positions	3
Number of Signal Positions	0
Number of Rows	1

Electrical Characteristics

Operating Voltage	600 VAC

Contact Features

Contact Layout	Inline
Contact Termination Area Plating Finish	Matte
Contact Underplating Material	Nickel
Contact Base Material	Copper Alloy
Contact Current Rating (Max)	7 A
Contact Retention Within Housing	Without
Contact Type	Pin
PCB Contact Termination Area Plating Material	Tin
Contact Mating Area Plating Material	Gold, Gold Flash
Contact Mating Area Plating Material Thickness	.076 µm[3 µin]
Underplate Material Thickness	1.27 µm[50 µin]
Contact Termination Area Plating Thickness	2.54 µm[100 µin]

Termination Features

Termination Post & Tail Length	3.18 mm[.125 in]
Termination Method to Printed Circuit Board	Through Hole - Solder

Mechanical Attachment

Strain Relief	Without
Mating Alignment	Without
PCB Mount Alignment	Without
Panel Mount Feature	Without
PCB Mount Retention	Without
Connector Mounting Type	Board Mount
Mating Retention	With
Mating Retention Type	Friction Lock

Housing Features

Centerline (Pitch)	3.96 mm[.156 in]
Housing Color	Natural
Housing Material	Thermoplastic Polyester - GF

Dimensions

PCB Thickness (Recommended)	1.57 mm[.062 in]
Mating Post Length	10.16 mm[.4 in]

Height	10.8 mm[.425 in]
Length	11.89 mm[.468 in]

Usage Conditions

Operating Temperature Range	-55 – 105 °C[-67 – 221 °F]

Operation/Application

Circuit Application	Power

Industry Standards

CSA Rating	Certified
UL Flammability Rating	UL 94V-0
Glow Wire Rating	Standard Part - Not Glow Wire
Agency/Standard Number	E28476
Agency/Standard	CSA, UL
UL Rating	Recognized
CSA File Number	LR7189

Packaging Features

Packaging Method	Package
Packaging Quantity	2000

Other

For Use With	MTA .156 Connector Assembly or SL .156 Connector Assembly

Product Compliance

For compliance documentation, visit the product page on TE.com>

EU RoHS Directive 2011/65/EU	Compliant
EU ELV Directive 2000/53/EC	Compliant
China RoHS 2 Directive MIIT Order No 32, 2016	No Restricted Materials Above Threshold
EU REACH Regulation (EC) No. 1907/2006	Current ECHA Candidate List: JAN 2021 (211) Candidate List Declared Against: JAN 2021 (211) Does not contain REACH SVHC
Halogen Content	Not Low Halogen - contains Br or Cl > 900 ppm.
Solder Process Capability	Wave solder capable to 265°C

Product Compliance Disclaimer

This information is provided based on reasonable inquiry of our suppliers and represents our current actual knowledge based on the information they provided. This information is subject to change. The part numbers that TE has identified as EU RoHS compliant have a maximum concentration of 0.1% by weight in homogenous materials for lead, hexavalent chromium, mercury, PBB, PBDE, DBP, BBP, DEHP, DIBP, and 0.01% for cadmium, or qualify for an exemption to these limits as defined in the Annexes of Directive 2011/65/EU (RoHS2). Finished electrical and electronic equipment products will be CE marked as required by Directive 2011/65/EU. Components may not be CE marked. Additionally, the part numbers that TE has identified as EU ELV compliant have a maximum concentration of 0.1% by weight in homogenous materials for lead, hexavalent chromium, and mercury, and 0.01% for cadmium, or qualify for an exemption to these limits as defined in the Annexes of Directive 2000/53/EC (ELV). Regarding the REACH Regulation, the information TE provides on SVHC in articles for this part number is based on the latest European Chemicals Agency (ECHA) 'Guidance on requirements for substances in articles' posted at this URL: https://echa.europa.eu/guidance-documents/guidance-on-reach

Compatible Parts



TE Part # CAT-103156-WBHSM
3.96mm Wire-to-board housing: receptacle, with mating alignment, SL 156



TE Part # CAT-103156-WBHSN
3.96mm Wire-to-board housing: receptacle, no mating alignment, SL 156



TE Part # 643071-3
03P MTA156 FD-THRU COVER



TE Part # 640551-3
03P MTA156 COVER



TE Part # 643067-3
03P MTA156 MOLDED COVER



TE Part # 640643-3
03P MTA156 COVER F/T



TE Part # 3-641148-3
03P MTA156 ASSY 18AWG ORA LF



TE Part # 3-641149-3
03P MTA156 ASSY 20AWG YEL LF



TE Part # 3-641150-3
03P MTA156 ASSY 22AWG RED LF



TE Part # 3-641151-3
03P MTA156 ASSY 24AWG WHT LF



TE Part # 3-641168-3
03P MTA156 ASSY 18AWG ORA LF



TE Part # 3-641170-3
03P MTA156 ASSY 22AWG RED LF



TE Part # 3-641175-3
03P MTA156 ASSY 22AWG RED LF



TE Part # 3-644284-3
03P MTA156 ASSY 18AWG ORA LF



TE Part # 3-647478-3
03P MTA156 ASSY 22AWG RED LF



TE Part # 3-647479-3
03P MTA156 CONN ASSY 18AWG ORA

Also in the Series | MTA 156



Insertion & Extraction Tools(1)



PCB Connector Covers(92)



PCB Connector Keying(2)



PCB Connector Mounting(1)



Power Contacts(3)



Rectangular Caps & Covers(1)



Rectangular Power Connectors(748)



Standard Rectangular Connectors (1309)



Wire-to-Board Connector Contacts(12)



Wire-to-Board Headers & Receptacles (729)

Customers Also Bought



TE Part #178305-2
DYNAMIC 3100 HDR ASSY



TE Part #280365
AMPMODU, DBL ROW, CONTACT REC



TE Part #1903815-1
INDUSTRIAL USB REC ASSY R/A 2ROW



TE Part #1-1625827-4
Metal Chip Resistor: Current Sense



TE Part #280358
AMPMODU II REC. HSG, SINGLE ROW 2 POS



TE Part #103148-6
06 MODII HDR SRRA B/A .100CL



TE Part #DT13-48PABCD-R015
DEUTSCH DT HEADERS

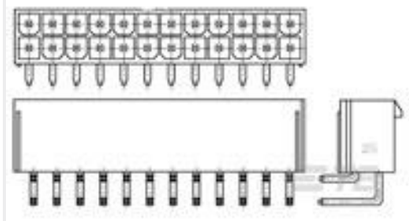

TE Part #1586041-2
2P VAL-U-LOK R/A HDR V2



TE Part #1-968876-1
AMP MCP 2.8, CONTACT SWS (LP)

Documents

Product Drawings

03P MTA156 HDR ASSY FL/ST LF

English

CAD Files

3D PDF

3D

Customer View Model

ENG_CVM_CVM_3-641120-3_AF.2d_dxf.zip

English

Customer View Model

ENG_CVM_CVM_3-641120-3_AF.3d_igs.zip

English

Customer View Model

ENG_CVM_CVM_3-641120-3_AF.3d_stp.zip

English

By downloading the CAD file I accept and agree to the Terms and Conditions of use.

Datasheets & Catalog Pages

MTA, CST-100 II, SL-156 and AMP Economy Power (EP) Connectors

English

Product Specifications

Product Specification

English

Product Environmental Compliance

TE Material Declaration

English

TE Material Declaration

English

Agency Approvals

Agency Approval Document

English