6-146252-3 ✔ ACTIVE

AMPMODU | AMPMODU Headers

TE Internal #: 6-146252-3

AMPMODU Headers, PCB Mount Header, Vertical, Board-to-Board, 26 Position, 2.54mm [.1in] Centerline, Breakaway, Gold, Printed Circuit Board

View on TE.com >

Connectors > PCB Connectors > Board-to-Board Connectors > Board-to-Board Headers & Receptacles



PCB Connector Assembly Type: **PCB Mount Header**

PCB Mount Orientation: **Vertical**

Connector System: **Board-to-Board**

Number of Positions: **26**

Centerline (Pitch): **2.54 mm [.1 in]**

Features

Product Type Features

PCB Connector Assembly Type	PCB Mount Header
Connector System	Board-to-Board
Header Type	Breakaway
Sealable	No
Connector & Contact Terminates To	Printed Circuit Board

Configuration Features

Number of Rows	2
Connector Contact Load Condition	Fully Loaded
PCB Mount Orientation	Vertical
Number of Positions	26
Board-to-Board Configuration	Parallel

Electrical Characteristics

Operating Voltage	30 VAC

Body Features

Connector Profile	Standard

Contact Features

Mating Square Post Dimension	.64 mm[.025 in]
	100 – 200 µin

PCB Contact Termination Area Plating Material Finish	Matte
Contact Shape & Form	Square
Contact Underplating Material	Nickel
PCB Contact Termination Area Plating Material	Tin
Contact Base Material	Phosphor Bronze
Contact Mating Area Plating Material	Gold
Contact Mating Area Plating Material Thickness	.381 µm[15 µin]
Contact Type	Pin
Contact Current Rating (Max)	3 A

Termination Features

Square Termination Post & Tail Dimension	.64 mm[.025 in]
Termination Post & Tail Length	3.18 mm[.125 in]
Termination Method to Printed Circuit Board	Through Hole - Solder

Mechanical Attachment

Mating Alignment	Without
PCB Mount Retention	Without
PCB Mount Alignment	Without
Connector Mounting Type	Board Mount

Housing Features

Centerline (Pitch)	2.54 mm[.1 in]
Housing Color	Black
Housing Material	Thermoplastic

Dimensions

Row-to-Row Spacing	2.54 mm[.1 in]
PCB Thickness (Recommended)	1.57 mm[.062 in]

Usage Conditions

Housing Temperature Rating	High
Operating Temperature Range	-65 – 105 °C[-85 – 221 °F]

Operation/Application

Solder Process Feature	Board Standoff
Circuit Application	Signal

Industry Standards

Approved Standards	CSA LR7189, UL E28476
UL Flammability Rating	UL 94V-0

Packaging Features

Packaging Quantity	120
Packaging Method	Carton

Product Compliance

For compliance documentation, visit the product page on TE.com>

EU RoHS Directive 2011/65/EU	Compliant
EU ELV Directive 2000/53/EC	Compliant
China RoHS 2 Directive MIIT Order No 32, 2016	No Restricted Materials Above Threshold
EU REACH Regulation (EC) No. 1907/2006	Current ECHA Candidate List: JAN 2021 (211) Candidate List Declared Against: JAN 2021 (211) Does not contain REACH SVHC
Halogen Content	Not Yet Reviewed for halogen content
Solder Process Capability	Pin-in-Paste capable to 260°C

Product Compliance Disclaimer

This information is provided based on reasonable inquiry of our suppliers and represents our current actual knowledge based on the information they provided. This information is subject to change. The part numbers that TE has identified as EU RoHS compliant have a maximum concentration of 0.1% by weight in homogenous materials for lead, hexavalent chromium, mercury, PBB, PBDE, DBP, BBP, DEHP, DIBP, and 0.01% for cadmium, or qualify for an exemption to these limits as defined in the Annexes of Directive 2011/65/EU (RoHS2). Finished electrical and electronic equipment products will be CE marked as required by Directive 2011/65/EU. Components may not be CE marked. Additionally, the part numbers that TE has identified as EU ELV compliant have a maximum concentration of 0.1% by weight in homogenous materials for lead, hexavalent chromium, and mercury, and 0.01% for cadmium, or qualify for an exemption to these limits as defined in the Annexes of Directive 2000/53/EC (ELV). Regarding the REACH Regulation, the information TE provides on SVHC in articles for this part number is based on the latest European Chemicals Agency (ECHA) 'Guidance on requirements for substances in articles' posted at this URL: https://echa.europa.eu/guidance-documents/guidance-on-reach

Compatible Parts



TE Part # 1-5146140-2
26 MODII HORZ DR CE 100CL

Also in the Series | AMPMODU Headers



Automotive Headers(10)



Board-to-Board Headers & Receptacles(7077)



PCB Connector Mounting(1)



PCB Connector Shrouds(1)



PCB Latches, Locks & Retainers(2)



Wire-to-Board Connector Assemblies & Housings(5)



Wire-to-Board Connector Contacts(66)



Wire-to-Board Headers & Receptacles (79)

Customers Also Bought



TE Part #206207-1
CPC SERIES 3



TE Part #1-6609008-3
CORCOM EJH SERIES IEC FILTERED INLETS



TE Part #2-1879464-8
Thick Film Resistor: Current Sense

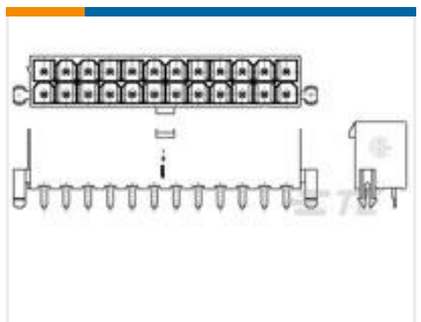

TE Part #1586039-4
4P VAL-U-LOK VRT HDR W/P V2



TE Part #1116504-2
MJ,10MM,8P,NO SHIELD,SN TAILS

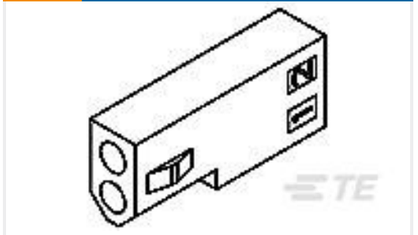

TE Part #770342-1
02P .062 COMM P&S RECPT



TE Part #1-66359-5
III+ PIN, 18-14,TIN,STRIP



TE Part #1761685-8
IDC LOW PRO HDR 24P VERT SHT LAT



TE Part #1-5535676-3
14 MODII HORZ SR CE 100CL



TE Part #2-1393771-9
JWD-172-5=REED RELAYS

Documents

Product Drawings

26 MODII HDR DRST B/A .100 LF

English

CAD Files

3D PDF

3D

Customer View Model

ENG_CVM_CVM_6-146252-3_D.2d_dxf.zip

English

Customer View Model

ENG_CVM_CVM_6-146252-3_D.3d_igs.zip

English

Customer View Model

ENG_CVM_CVM_6-146252-3_D.3d_stp.zip

English

By downloading the CAD file I accept and agree to the Terms and Conditions of use.

Datasheets & Catalog Pages

AMPMODU Interconnetion System

English

AMPMODU Interconnetion System

Product Environmental Compliance

Product Compliance

English

Product Compliance

English