# 3-644466-7 ✔ ACTIVE

MTA | MTA 156

TE Internal #: 3-644466-7

MTA 156, Standard Rectangular Connectors, Connector Assembly, Receptacle, Mating Alignment, Polarization Mating Alignment Type, Mating Retention

View on TE.com >

Connectors > Rectangular Connectors > Standard Rectangular Connectors







Connector Product Type: **Connector Assembly**

Connector & Housing Type: **Receptacle**

Mating Alignment: **With**

Mating Alignment Type: **Polarization**

Mating Retention: **With**

## Features

### Product Type Features

| | |
|---|---|
| Product Style | Assembly |
| Shape | Rectangular |
| Wire/Cable Type | Stranded |
| Connector Type | Connector Assembly |
| Housing Type | Receptacle |
| Connector Product Type | Connector Assembly |
| Connector & Housing Type | Receptacle |
| Connector System | Wire-to-Board |
| Sealable | No |
| Connector & Contact Terminates To | Wire & Cable |

### Configuration Features

| | |
|---|---|
| Number of Cavities | 7 |
| Number of Positions | 7 |
| Number of Rows | 1 |

| | |
|---|---|
| Panel Gasket | Without |

## Electrical Characteristics

| | |
|---|---|
| Operating Voltage | 600 VAC |

## Contact Features

| | |
|---|---|
| Contact Layout | In-line |
| Contact Transmits (Typical) | Power |
| Contact Type | Female |
| Wire Contact Termination Area Plating Material | Tin |
| Contact Underplating Material | Nickel |
| Contact Mating Area Plating Material | Tin |
| Contact Retention Within Housing | With |
| Contact Current Rating (Max) | 7 A |

## Termination Features

| | |
|---|---|
| Termination Method to Wire & Cable | Insulation Displacement Crimp (IDC) |

## Mechanical Attachment

| | |
|---|---|
| Panel Mount | No |
| Contact Retention Type Within Housing | Locking Lance |
| Panel Mount Feature | Without |
| Mating Alignment | With |
| Mating Alignment Type | Polarization |
| Mating Retention | With |
| Mating Retention Type | Locking Ramp |
| Connector Mounting Type | Cable Mount (Free-Hanging) |

## Housing Features

| | |
|---|---|
| Housing Color | Yellow |
| Housing Material | Nylon |
| Centerline (Pitch) | 3.96 mm[.156 in] |

## Dimensions

| | |
|---|---|
| Width | 9.78 mm[.385 in] |
| Height | 18.42 mm[.725 in] |
| Length | 27.74 mm[1.092 in] |
| Wire Size | .5 – .6 $mm^2$ |

## Usage Conditions

| | |
|---|---|
| Operating Temperature Range | -55 – 105 °C[-67 – 221 °F] |

## Operation/Application

| | |
|---|---|
| Shielded | No |
| Circuit Application | Power |

## Industry Standards

| | |
|---|---|
| CSA Rating | Certified |
| Agency/Standard | CSA, UL |
| UL Rating | Recognized |
| CSA File Number | LR7189 |
| UL File Number | E28476 |
| UL Flammability Rating | UL 94V-2 |

## Packaging Features

| | |
|---|---|
| Packaging Quantity | 250 |
| Packaging Method | Bag/Box |

# Product Compliance

For compliance documentation, visit the product page on TE.com>

| | |
|---|---|
| EU RoHS Directive 2011/65/EU | Compliant |
| EU ELV Directive 2000/53/EC | Compliant |
| China RoHS 2 Directive MIIT Order No 32, 2016 | No Restricted Materials Above Threshold |
| EU REACH Regulation (EC) No. 1907/2006 | Current ECHA Candidate List: JAN 2021 (211)<br>Candidate List Declared Against: JAN 2021 (211)<br>Does not contain REACH SVHC |
| Halogen Content | Not Low Halogen - contains Br or Cl > 900 ppm. |
| Solder Process Capability | Not applicable for solder process capability |

Product Compliance Disclaimer

This information is provided based on reasonable inquiry of our suppliers and represents our current actual knowledge based on the information they provided. This information is subject to change. The part numbers that TE has identified as EU RoHS compliant have a maximum concentration of 0.1% by weight in homogenous materials for lead, hexavalent chromium, mercury, PBB, PBDE, DBP, BBP, DEHP, DIBP, and 0.01% for cadmium, or qualify for an exemption to these limits as defined in the Annexes of Directive 2011/65/EU (RoHS2). Finished electrical and electronic equipment products will be CE marked as required by Directive 2011/65/EU. Components may not be CE marked. Additionally, the part numbers that TE has identified as EU ELV compliant have a maximum concentration of 0.1% by weight in homogenous

materials for lead, hexavalent chromium, and mercury, and 0.01% for cadmium, or qualify for an exemption to these limits as defined in the Annexes of Directive 2000/53/EC (ELV). Regarding the REACH Regulation, the information TE provides on SVHC in articles for this part number is based on the latest European Chemicals Agency (ECHA) 'Guidance on requirements for substances in articles' posted at this URL: https://echa.europa.eu/guidance-documents/guidance-on-reach

## Compatible Parts



TE Part # 58074-1
MTA 50/100/156 MANUAL TOOL FRAME



TE Part # 59804-1
MAINTENANCE TOOL



TE Part # 640383-7
07P MTA156 HDR ASSY STR SQ SN



TE Part # 640388-7
07P MTA156 HDR ASSY RN STR F/L



TE Part # 643464-5
07P MTA156 HDR ASSY STR W/O#6



TE Part # 644752-7
07P MTA156 HDR ASSY SQ STR F/L



TE Part # 640445-7
07P MTA156 HDR ASSY FL/STR SN



TE Part # 643464-6
07P MTA156 HDR ASSY W/O#2,4,&6



TE Part # 643464-2
07P MTA156 HDR ASSY STR W/O#2



TE Part # 3-644615-7
07P MTA156 POL LOCK HDR TIN



TE Part # 640551-7
07P MTA156 COVER



TE Part # 641991-5
07P MTA156 HDT SQ W/O#1,4,6



TE Part # 640389-7
07P MTA156 HDR ASSY SQ R/A F/L



TE Part # 643067-7
07P MTA156 MOLDED COVER



TE Part # 643071-7
07P MTA156 FD-THRU COVER



TE Part # 640384-7
07P MTA156 HDR ASSY STR RND SN



TE Part # 641991-2
07P MTA156 HDR ASSY SQ W/O#5



TE Part # 643464-4
07P MTA156 HDR ASSY STR W/O#3



TE Part # 3-644617-7
07P MTA156 HDR ASY PO RA FB LF



TE Part # 2-647123-7
07P MTA156 SHRD HDR ASSY SQ SN

## Also in the Series | MTA 156



Insertion & Extraction Tools(1)



PCB Connector Covers(92)



PCB Connector Keying(2)



PCB Connector Mounting(1)



Power Contacts(3)



Rectangular Caps & Covers(1)



Rectangular Power Connectors(748)



Standard Rectangular Connectors (1309)



Wire-to-Board Connector Contacts(12)



Wire-to-Board Headers & Receptacles (729)

## Customers Also Bought



TE Part #4-643818-3
13P MTA156 CONN ASSY 20AWG YEL



TE Part #1625881-3
1W STD M/OX 2% 270R



TE Part #1625881-4
1W STD M/OX 2% 27R



TE Part #1SNK900200R0000
TC5



TE Part #2-338556-1
8/8 MOD JACK ASSY SE



TE Part #3-641439-4
04P MTA156 PST CON ASSY LF



TE Part #3-640600-7
07P MTA156 CONN ASSY 20AWG LF



TE Part #3-644466-8
08P MTA156 CONN ASSY 20AWG YEL



TE Part #4-644615-6
16P MTA156 POL HDR ASSY LF

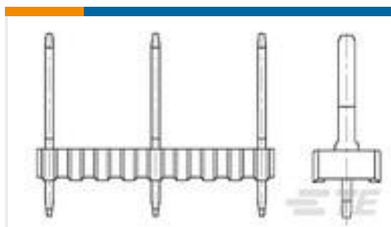

TE Part #966835-3
MOD1 STIFTLEIS 3P

## Documents

### Product Drawings

07P MTA156 CONN ASSY 20AWG YEL

English

### CAD Files

3D PDF

3D

Customer View Model

ENG_CVM_CVM_3-644466-7_E.2d_dxf.zip

English

Customer View Model

ENG_CVM_CVM_3-644466-7_E.3d_igs.zip

English

Customer View Model

ENG_CVM_CVM_3-644466-7_E.3d_stp.zip

English

By downloading the CAD file I accept and agree to the Terms and Conditions of use.

### Datasheets & Catalog Pages

MTA, CST-100 II, SL-156 and AMP Economy Power (EP) Connectors

English

### Product Specifications

Application Specification

English

MTA 156 Ribbon Cable Connector Assemblies (English And Spanish)

English

Application Specification

Japanese

MTA 156 Ribbon Cable Connector Assemblies (English And Spanish)

Japanese