# 3-644540-8 ✔ ACTIVE

MTA | MTA 100

TE Internal #: 3-644540-8

MTA 100, Standard Rectangular Connectors, Connector Assembly, Receptacle, Mating Alignment, Polarization Mating Alignment Type, Mating Retention

View on TE.com >

Connectors > Rectangular Connectors > Standard Rectangular Connectors > Nylon Tin Plated Receptacle: 2.54mm, With Mating Alignment, MTA 100







Connector Product Type: **Connector Assembly**

Connector & Housing Type: **Receptacle**

Mating Alignment: **With**

Mating Alignment Type: **Polarization**

Mating Retention: **With**

All Nylon Tin Plated Receptacle: 2.54mm, With Mating Alignment, MTA 100 (329)

## Features

### Product Type Features

| | |
|---|---|
| Product Style | Assembly |
| Shape | Rectangular |
| Wire/Cable Type | Stranded |
| Connector Type | Connector Assembly |
| Housing Type | Receptacle |
| Connector Product Type | Connector Assembly |
| Connector & Housing Type | Receptacle |
| Connector System | Wire-to-Board |
| Insertion Force Type | Normal |
| Sealable | No |
| Connector & Contact Terminates To | Wire & Cable |

### Configuration Features

| | |
|---|---|
| Number of Cavities | 8 |

| | |
|---|---|
| Number of Positions | 8 |
| Number of Rows | 1 |
| Panel Gasket | Without |

## Electrical Characteristics

| | |
|---|---|
| Operating Voltage | 250 VAC |

## Contact Features

| | |
|---|---|
| Contact Layout | In-line |
| Contact Type | Female |
| Wire Contact Termination Area Plating Material | Tin |
| Contact Underplating Material | Nickel |
| Contact Mating Area Plating Material | Tin |
| Contact Retention Within Housing | With |
| Contact Current Rating (Max) | 5 A |

## Termination Features

| | |
|---|---|
| Termination Method to Wire & Cable | Insulation Displacement Crimp (IDC) |

## Mechanical Attachment

| | |
|---|---|
| Panel Mount | No |
| Contact Retention Type Within Housing | Locking Lance |
| Panel Mount Feature | Without |
| Mating Alignment | With |
| Mating Alignment Type | Polarization |
| Mating Retention | With |
| Mating Retention Type | Locking Ramp |
| Connector Mounting Type | Cable Mount (Free-Hanging) |

## Housing Features

| | |
|---|---|
| Housing Color | Red |
| Housing Material | Nylon |
| Centerline (Pitch) | 2.54 mm[.1 in] |

## Dimensions

| | |
|---|---|
| Width | 7.75 mm[.305 in] |
| Height | 13.21 mm[.52 in] |
| Length | 20.32 mm[.8 in] |

| | |
|---|---|
| Wire Size | .3 – .4 mm² |

### Usage Conditions

| | |
|---|---|
| Operating Temperature Range | -55 – 105 °C[-67 – 221 °F] |

### Operation/Application

| | |
|---|---|
| Shielded | No |
| Circuit Application | Signal |

### Industry Standards

| | |
|---|---|
| CSA Rating | Certified |
| Agency/Standard | CSA, UL |
| UL Rating | Recognized |
| CSA File Number | LR 7189 |
| UL File Number | E28476 |
| UL Flammability Rating | UL 94V-2 |

### Packaging Features

| | |
|---|---|
| Packaging Quantity | 500 |
| Packaging Method | Bag/Box |

## Product Compliance

For compliance documentation, visit the product page on TE.com>

| | |
|---|---|
| EU RoHS Directive 2011/65/EU | Compliant |
| EU ELV Directive 2000/53/EC | Compliant |
| China RoHS 2 Directive MIIT Order No 32, 2016 | No Restricted Materials Above Threshold |
| EU REACH Regulation (EC) No. 1907/2006 | Current ECHA Candidate List: JAN 2021 (211)<br>Candidate List Declared Against: JAN 2021 (211)<br>Does not contain REACH SVHC |
| Halogen Content | Low Halogen - Br, Cl, F, I < 900 ppm per homogenous material. Also BFR/CFR/PVC Free |
| Solder Process Capability | Not applicable for solder process capability |

Product Compliance Disclaimer

This information is provided based on reasonable inquiry of our suppliers and represents our current actual knowledge based on the information they provided. This information is subject to change. The part numbers that TE has identified as EU RoHS compliant have a maximum concentration of 0.1% by weight in homogenous materials for lead, hexavalent chromium, mercury, PBB, PBDE, DBP, BBP, DEHP, DIBP, and 0.01% for cadmium, or qualify for an exemption to these

limits as defined in the Annexes of Directive 2011/65/EU (RoHS2). Finished electrical and electronic equipment products will be CE marked as required by Directive 2011/65/EU. Components may not be CE marked. Additionally, the part numbers that TE has identified as EU ELV compliant have a maximum concentration of 0.1% by weight in homogenous materials for lead, hexavalent chromium, and mercury, and 0.01% for cadmium, or qualify for an exemption to these limits as defined in the Annexes of Directive 2000/53/EC (ELV). Regarding the REACH Regulation, the information TE provides on SVHC in articles for this part number is based on the latest European Chemicals Agency (ECHA) 'Guidance on requirements for substances in articles' posted at this URL: https://echa.europa.eu/guidance-documents/guidance-on-reach

## Compatible Parts



TE Part # CAT-104MTA-NYLCC
Nylon PCB Connector Covers: 2.54 mm, MTA 100



TE Part # CAT-104MTA-PLSCC
Polyester PCB Connector Covers: 2.54 mm, MTA 100



TE Part # CAT-104MTA-NTPMP
Nylon Tin Plated Plug: 2.54mm, With Mating Alignment, MTA 100



TE Part # CAT-104MTA-PVUNH
Polyester Vertical PCB Header: 2.54 mm, Unshrouded, No Mating Alignment



TE Part # CAT-104MTA-NVSMH
Nylon Vertical PCB Header: 2.54mm, Surface Mount, MTA 100



TE Part # CAT-104MTA-PRUSH
Polyester Right Angle PCB Header: 2.54mm, Unshrouded, MTA 100



TE Part # CAT-104MTA-PRUMH
Polyester Right Angle PCB Header: 2.54mm, Wire-to-Board, MTA 100



TE Part # CAT-104MTA-PVSHH
Polyester Vertical PCB Header: 2.54 mm, Shrouded, MTA 100



TE Part # CAT-104MTA-PVBRH
Polyester Vertical PCB Header: 2.54 mm, Breakaway, MTA 100



TE Part # CAT-104MTA-NRSMH
Nylon Right Angle PCB Header:2.54 mm, Surface Mount, Black Housing, MTA 100



TE Part # 58074-1
MTA 50/100/156 MANUAL TOOL FRAME



TE Part # 59803-1
MAINTENANCE TOOL

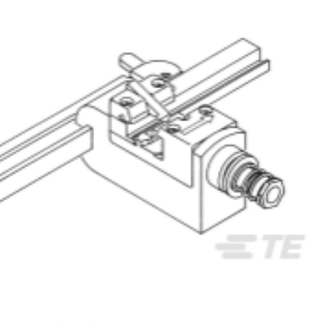

TE Part # 58442-1
MTA 100 CRIMP HEAD PRODUCTION FEED THRU



TE Part # CAT-104MTA-PRSMH
Polyester Right Angle PCB Header: 2.54mm, Shrouded, With Mating Alignment



TE Part # CAT-104MTA-NVTHH
Nylong Vertical PCB Header: 2.54mm, Through Hole, MTA 100



TE Part # CAT-104MTA-NRTHH
Nylon Right Angle PCB Header: 2.54 mm, Wire-to-Board, Through Hole, MTA 100



TE Part # CAT-104MTA-PVUMH
Polyester Vertical PCB Header: 2.54 mm, With Mating Alignment, Unshrouded



TE Part # CAT-104MTA-PRBRH
Polyester Right Angle PCB Header: 2.54mm, Breakaway, MTA 100



TE Part # 58039-1
MTA 100 ARBOR FIXTURE DISCRETE RBN CABLE

## Also in the Series | MTA 100



Insertion & Extraction Tools(2)



PCB Connector Covers(107)



PCB Connector Keying(1)



Standard Rectangular Connectors (1730)



Wire-to-Board Connector Contacts(18)



Wire-to-Board Headers & Receptacles (1182)

## Customers Also Bought



TE Part #292133-8
CT 2mm Post Header Assembly: Box-V



TE Part #2-644486-8
Polyester Vertical PCB Header: 2.54 mm, Shrouded, MTA 100



TE Part #1-5227079-9
COMM BNC PLUG



TE Part #104503-2
03 MTE PIN HSG SR RIB .100CL



TE Part #1445821-1
MINI CPC



TE Part #1445048-5
PANEL MT SNGL ROW HSG 5 POS



TE Part #1-456401-7
CRIMPER, WIRE .042 "F"

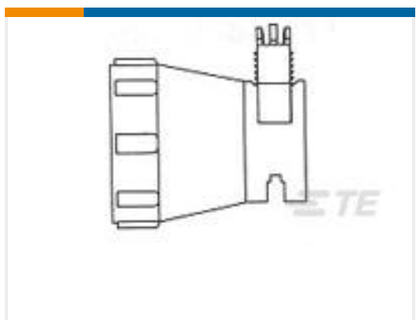

TE Part #1546746-4
R/A CABLE CLAMP KIT,SZ 11, MINI CPC



TE Part #1424909-8
CRIMPER, INSULATION "F" .055



TE Part #662182-5
ANVIL, COMBINATION .042

## Documents

### Product Drawings

08P MTA100 CONN ASSY F/T POL

English

### CAD Files

3D PDF

3D

Customer View Model

ENG_CVM_CVM_3-644540-8_F.2d_dxf.zip

English

Customer View Model

ENG_CVM_CVM_3-644540-8_F.3d_igs.zip

English

Customer View Model

ENG_CVM_CVM_3-644540-8_F.3d_stp.zip

English

By downloading the CAD file I accept and agree to the Terms and Conditions of use.

### Datasheets & Catalog Pages

MTA, CST-100 II, SL-156 and AMP Economy Power (EP) Connectors

English

### Product Specifications

Application Specification

English

### Product Environmental Compliance

MD_3-644540-8_09192017014_dmtec

English

MD_3-644540-8_09192017014_dmtec

English

### Agency Approvals

UL Report

English