7-215460-6 ✔ ACTIVE

Micro-MaTch | Micro-MaTch Industrial

TE Internal #: 7-215460-6

Micro-MaTch Industrial, Ribbon Cable Connectors, Cable-to-Board, 6 Position, 2.54mm [.1in] Centerline, Right Angle, Through Hole - Solder

View on TE.com >

Connectors > PCB Connectors > Wire-to-Board Connectors > FFC, FPC & Ribbon Connectors > Ribbon Cable Connectors



Connector System: **Cable-to-Board**

Number of Positions: **6**

Centerline (Pitch): **2.54 mm [.1 in]**

PCB Mount Retention: **With**

PCB Mount Retention Type: **Kinked Legs**

Features

Product Type Features

Ribbon Cable Connector Type	Female-on-Board
Connector Product Type	Connector Assembly
Connector System	Cable-to-Board
Connector & Housing Type	Receptacle
Sealable	No
Connector & Contact Terminates To	Printed Circuit Board

Configuration Features

Number of Positions	6
PCB Mount Orientation	Right Angle
Number of Rows	2

Electrical Characteristics

Insulation Resistance	1000 MΩ
Operating Voltage	100 VAC

Body Features

Connector Profile	Standard

Contact Features

Contact Layout	Staggered
PCB Contact Termination Area Plating Material Thickness	3 – 5 µm[118.11 – 196.85 µin]

Contact Type	Receptacle
Contact Mating Area Plating Material Thickness	3 – 5 µm[118.11 – 196.85 µin]
Contact Mating Area Plating Material	Tin
PCB Contact Termination Area Plating Material Finish	Matte
Contact Mating Area Plating Material Finish	Matte
Contact Underplating Material	Nickel
PCB Contact Termination Area Plating Material	Tin
Contact Base Material	Phosphor Bronze
Contact Current Rating (Max)	1.5 A

Termination Features

Termination Method to Printed Circuit Board	Through Hole - Solder

Mechanical Attachment

Mating Alignment	With
PCB Mount Alignment	Without
PCB Mount Retention	With
PCB Mount Retention Type	Kinked Legs
Mating Alignment Type	Polarization
Mating Retention	Without
Connector Mounting Type	Board Mount

Housing Features

Mating Entry Location	Side
Housing Material	Glass Filled PBT
Housing Color	Red
Centerline (Pitch)	2.54 mm[.1 in]

Dimensions

Row-to-Row Spacing	1.5 mm[.059 in]

Usage Conditions

Operating Temperature Range	-40 – 105 °C[-40 – 221 °F]

Operation/Application

Circuit Application	Signal

Industry Standards

UL Rating	Recognized

UL File Number	E28476
Agency/Standard	UL
UL Flammability Rating	UL 94V-0

Packaging Features

Packaging Quantity	250
Packaging Method	Box

Product Compliance

For compliance documentation, visit the product page on TE.com>

EU RoHS Directive 2011/65/EU	Compliant
EU ELV Directive 2000/53/EC	Compliant
China RoHS 2 Directive MIIT Order No 32, 2016	No Restricted Materials Above Threshold
EU REACH Regulation (EC) No. 1907/2006	Current ECHA Candidate List: JAN 2021 (211) Candidate List Declared Against: JAN 2020 (205) SVHC > Threshold: Not Yet Reviewed
Halogen Content	Not Low Halogen - contains Br or Cl > 900 ppm.
Solder Process Capability	Wave solder capable to 265°C

Product Compliance Disclaimer

This information is provided based on reasonable inquiry of our suppliers and represents our current actual knowledge based on the information they provided. This information is subject to change. The part numbers that TE has identified as EU RoHS compliant have a maximum concentration of 0.1% by weight in homogenous materials for lead, hexavalent chromium, mercury, PBB, PBDE, DBP, BBP, DEHP, DIBP, and 0.01% for cadmium, or qualify for an exemption to these limits as defined in the Annexes of Directive 2011/65/EU (RoHS2). Finished electrical and electronic equipment products will be CE marked as required by Directive 2011/65/EU. Components may not be CE marked. Additionally, the part numbers that TE has identified as EU ELV compliant have a maximum concentration of 0.1% by weight in homogenous materials for lead, hexavalent chromium, and mercury, and 0.01% for cadmium, or qualify for an exemption to these limits as defined in the Annexes of Directive 2000/53/EC (ELV). Regarding the REACH Regulation, the information TE provides on SVHC in articles for this part number is based on the latest European Chemicals Agency (ECHA) 'Guidance on requirements for substances in articles' posted at this URL: https://echa.europa.eu/guidance-documents/guidance-on-reach

Compatible Parts



TE Part # CAT-M5833-M2934
MALE-ON-BOARD CONNECTOR



TE Part # CAT-M5833-M2934A
MALE-ON-WIRE CONNECTOR



TE Part # CAT-M5833-C8684
CRIMP-ON-SNAP-IN HOUSING

Also in the Series | Micro-MaTch Industrial



Board-to-Board Headers & Receptacles(1)



Insertion & Extraction Tools(1)



Pluggable I/O Cable Assemblies(52)



Ribbon Cable Connectors(204)



Wire-to-Board Connector Contacts(4)

Customers Also Bought



TE Part #2-1879378-2
Metal Chip Resistor: Current Sense



TE Part #1571983-1
GDH02S04=DIP SWITCH



TE Part #2-1624117-0
BMB-L 0805 1K



TE Part #1825027-2
FSMRA1JH04=R/A,TACT PB SW,160G



TE Part #9-1676481-1
CPF 0603 51K 0.1% 25PPM 1K RL



TE Part #1676295-2
RN 0805 2K87 0.1% 10PPM 1KRL



TE Part #1676305-2
RN 0805 32K4 0.1% 10PPM 1KRL



TE Part #1879022-1
SMD Power Resistor: 7 Watt, 200-2M Ohm



TE Part #1483351-2
MICRO-MATCH LEAD 06P 150MM



TE Part #1-480705-1
06P UMNL CAP HSG BRN

Documents

Product Drawings

MICRO-MATCH FSID P

English

CAD Files

3D PDF

3D

Customer View Model

ENG_CVM_CVM_7-215460-6_J.2d_dxf.zip

English

Customer View Model

ENG_CVM_CVM_7-215460-6_J.3d_igs.zip

English

Customer View Model

ENG_CVM_CVM_7-215460-6_J.3d_stp.zip

English

By downloading the CAD file I accept and agree to the Terms and Conditions of use.

Datasheets & Catalog Pages

Micro-MaTch Catalog

English

Ribbon Cable Interconnect Solutions

English

Centerline Micro-Match Connector Series

English

Product Specifications

Product Specification

English

Product Environmental Compliance

MD_7-215460-6_12302013634_dmtec

English

MD_7-215460-6_12302013634_dmtec

English

Agency Approvals

UL Report

English