4-1534798-6 ✔ ACTIVE

RAST

TE Internal #: 4-1534798-6

Standard Edge Connectors, Wire-to-Board, 6 Position, 2.5mm [.098in] Centerline, Insulation Displacement Crimp (IDC), 1 Row, Natural Housing Color

View on TE.com >

Connectors > PCB Connectors > Card Edge Connectors > Standard Edge Connectors







Connector System: **Wire-to-Board**

Number of Positions: **6**

Centerline (Pitch): **2.5 mm [.098 in]**

Termination Method to Wire & Cable: **Insulation Displacement Crimp (IDC)**

Number of Rows: **1**

Features

Product Type Features

Connector System	Wire-to-Board
Connector & Housing Type	Receptacle
Connector & Contact Terminates To	Printed Circuit Board

Configuration Features

Card Entry Style	Side
Compatible With Wire & Cable Type	Discrete Wire
Number of Positions	6
Number of Rows	1
Connector Contact Load Condition	Selectively Loaded
PCB Mount Orientation	Right Angle

Electrical Characteristics

Operating Voltage	250 V

Contact Features

Contact Retention Within Housing	With

Contact Type	Socket
Contact Mating Area Plating Material Thickness	3 – 6 µm
Contact Mating Area Plating Material	Tin
PCB Contact Termination Area Plating Material	Tin
Contact Base Material	CuSn
Contact Current Rating (Max)	2 A

Termination Features

Termination Method to Wire & Cable	Insulation Displacement Crimp (IDC)

Mechanical Attachment

Mating Alignment Type	Keyed
Mating Retention	Without
Mating Alignment	With
Contact Retention Type Within Housing	Locking Lance
Panel Mount Feature	Without
PCB Mount Retention	Without
Connector Mounting Type	Cable Mount (Free-Hanging)

Housing Features

Housing Entry Configuration	Both Ends Open
Centerline (Pitch)	2.5 mm[.098 in]
Housing Color	Natural
Housing Material	PA 6 GF

Dimensions

Connector Height	7.3 mm[.287 in]
PCB Thickness (Recommended)	1.5 mm[.059 in]
Accepts Wire Insulation Diameter Range	1.2 – 1.6 mm[.047 – .063 in]
Wire Size	.22 – .35 mm^2

Usage Conditions

Operating Temperature Range	-40 – 110 °C[-40 – 230 °F]

Operation/Application

Circuit Application	Signal

Packaging Features

Packaging Method	Box

Packaging Quantity	8624

Other

Position Locations Omitted	6

Product Compliance

For compliance documentation, visit the product page on TE.com>

EU RoHS Directive 2011/65/EU	Compliant
EU ELV Directive 2000/53/EC	Compliant
China RoHS 2 Directive MIIT Order No 32, 2016	No Restricted Materials Above Threshold
EU REACH Regulation (EC) No. 1907/2006	Current ECHA Candidate List: JAN 2021 (211) Candidate List Declared Against: JAN 2021 (211) Does not contain REACH SVHC
Halogen Content	Not Low Halogen - contains Br or Cl > 900 ppm.
Solder Process Capability	Not applicable for solder process capability

Product Compliance Disclaimer

This information is provided based on reasonable inquiry of our suppliers and represents our current actual knowledge based on the information they provided. This information is subject to change. The part numbers that TE has identified as EU RoHS compliant have a maximum concentration of 0.1% by weight in homogenous materials for lead, hexavalent chromium, mercury, PBB, PBDE, DBP, BBP, DEHP, DIBP, and 0.01% for cadmium, or qualify for an exemption to these limits as defined in the Annexes of Directive 2011/65/EU (RoHS2). Finished electrical and electronic equipment products will be CE marked as required by Directive 2011/65/EU. Components may not be CE marked. Additionally, the part numbers that TE has identified as EU ELV compliant have a maximum concentration of 0.1% by weight in homogenous materials for lead, hexavalent chromium, and mercury, and 0.01% for cadmium, or qualify for an exemption to these limits as defined in the Annexes of Directive 2000/53/EC (ELV). Regarding the REACH Regulation, the information TE provides on SVHC in articles for this part number is based on the latest European Chemicals Agency (ECHA) 'Guidance on requirements for substances in articles' posted at this URL: https://echa.europa.eu/guidance-documents/guidance-on-reach

Compatible Parts



TE Part # 3-1534798-9
AMP DUOPLUG MARK II CONNECTOR3-20P SELEC



TE Part # 1-1534798-6
AMP DUOPLUG MARK II



TE Part # 1-1534798-9
DUOPLUG MK II SELECTIVE LOADED



TE Part # 3-1534798-6
AMP DUOPLUG MARK II



TE Part # 3-1534798-7
AMP DUOPLUG MK2 CONNECTOR 7P SELECTIVE



TE Part # 3-1534798-8
DUOPLUG MK II CONNECTOR3-20P SELEK LOAD



TE Part # 4-1534796-6
AMP DUOPLUG MARK II CONNECTOR 3-20POS



TE Part # 4-1534798-0
AMP DUOPLUG MK II CON. 3-20 POS. SELECTIV



TE Part # 4-1534798-5
AMP DUOPLUG MK II CON. 3-20 PO



TE Part # 4-1534798-7
AMP DUOPLUG MK2 CONNECTOR 7P SELECTIVE



TE Part # 4-1534798-8
DUOPLUG MK II CONNECTOR3-20P SELEK LOAD



TE Part # 5-1534798-6
AMP DUOPLUG MK II CON. 3-20 POS. SELECTIV



TE Part # 5-1534798-8
AMP DUOPLUG MARK II CONNECTOR3-20P SELEC



TE Part # 5-1534798-9
AMP Duoplug 2,5 MK II selektiv



TE Part # 6-1534798-8
AMP DUOPLUG MARK II CONNECTOR SELE.LOAD



TE Part # 6-1534798-9
AMP Duoplug 2,5 MK II selektive loaded



TE Part # 7-1534798-8
AMP DUOPLUG 2.5 MARK II FEMALE CONNECTOR



TE Part # 8-1534798-8
DUOPLUG MK II CONNECTOR3-20P SELEK LOAD



TE Part # 9-1534798-6
AMP DUOPLUG MARK II



TE Part # 9-1740154-6
DUOPLUG MKII FEMALE HSG WITH PCB LOCKING

Customers Also Bought



TE Part #8-2176414-2
7W STD M/OX 5% 47K



TE Part #102394-7
18 AMP MODU MT HSG DR .100CL

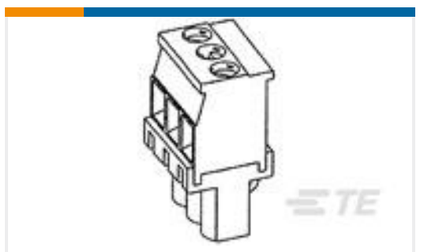

TE Part #1546105-5
5 POS 5.08MM LH PLUG BLCK



TE Part #1571217-3
TACT,SMT,12X12,SEALED,T&R

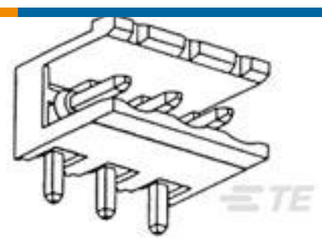

TE Part #282815-5
TERMI-BLOK HEADER,ASSY90 5P.5



TE Part #1571218-6
TACT,SMT,12X12,SEALD,260GR,T&R

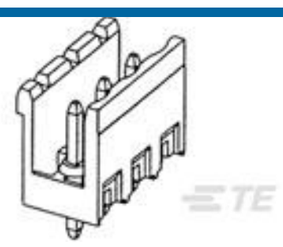

TE Part #282824-4
TERMI-BLOK HEADER,ASSY90 4P.5

TE Part #1SNA230002R0000
RC55 1->10 (X10) HORIZONTAL

TE Part #1SNA230003R0100
RC55 11->20 (X10) HORIZONTAL



TE Part #3-284932-6
DUOPLUG MKI STD,6 POS, KEYED 4

Documents

CAD Files

3D PDF

3D

Customer View Model
ENG_CVM_CVM_4-1534798-6_A.2d_dxf.zip

English

Customer View Model
ENG_CVM_CVM_4-1534798-6_A.3d_igs.zip

English

Customer View Model
ENG_CVM_CVM_4-1534798-6_A.3d_stp.zip

English

By downloading the CAD file I accept and agree to the Terms and Conditions of use.

Product Specifications

Application Specification

English

Agency Approvals

VDE Certificate

English

VDE Certificate

English