8-215464-4 ✔ ACTIVE

Micro-MaTch | Micro-MaTch Industrial

TE Internal #: 8-215464-4

Micro-MaTch Industrial, Ribbon Cable Connectors, Board-to-Board, 14 Position, 1.27mm [.05in] Centerline, Vertical, Through Hole - Solder

View on TE.com >

Connectors > PCB Connectors > Wire-to-Board Connectors > FFC, FPC & Ribbon Connectors > Ribbon Cable Connectors > MALE-ON-BOARD CONNECTOR



Connector System: **Board-to-Board**

Number of Positions: **14**

Centerline (Pitch): **1.27 mm [.05 in]**

PCB Mount Retention: **With**

PCB Mount Retention Type: **Kinked Solder Tails**

All MALE-ON-BOARD CONNECTOR (36)

Features

Product Type Features

Connector Type	Connector Assembly
Ribbon Cable Connector Header Type	Shrouded
Connector Product Type	Connector Assembly
Connector System	Board-to-Board
Connector & Housing Type	Plug
Connector & Contact Terminates To	Printed Circuit Board

Configuration Features

Number of Positions	14
PCB Mount Orientation	Vertical
Number of Rows	2

Electrical Characteristics

Insulation Resistance	1000 MΩ
Operating Voltage	100 VAC

Body Features

Daisy Chain	Without
Connector Profile	Standard

Contact Features

PCB Contact Termination Area Plating Material Thickness	3 – 5 µm[118.11 – 196.85 µin]
Mating Tab Width	.7 mm[.028 in]
Mating Tab Thickness	.4 mm[.016 in]
Contact Type	Pin
Contact Mating Area Plating Material Thickness	3 – 5 µm[118.11 – 196.85 µin]
Contact Mating Area Plating Material	Tin
PCB Contact Termination Area Plating Material Finish	Matte
Contact Underplating Material	Nickel
PCB Contact Termination Area Plating Material	Tin
Contact Base Material	Copper Alloy
Contact Current Rating (Max)	1 A

Termination Features

Rectangular Termination Post & Tail Thickness	.5 mm[.02 in]
Rectangular Termination Post & Tail Width	.4 mm[.015 in]
Termination Post & Tail Length	3.1 mm[.122 in]
Termination Method to Printed Circuit Board	Through Hole - Solder

Mechanical Attachment

Mating Alignment	With
Contact Retention Type Within Housing	Press-Fit
PCB Mount Alignment	Without
PCB Mount Retention	With
PCB Mount Retention Type	Kinked Solder Tails
Mating Alignment Type	Polarization
Mating Retention	With
Mating Retention Type	Contact Friction
Connector Mounting Type	Board Mount

Housing Features

Mating Entry Location	Top
Housing Material	PBT GF
Housing Color	Red
Centerline (Pitch)	1.27 mm[.05 in]

Dimensions

Connector Length	16.51 mm[.65 in]
Connector Height	6.9 mm[.27 in]
PCB Thickness (Recommended)	1.6 mm[.062 in]
Row-to-Row Spacing	2 mm[.059 in]

Usage Conditions

Operating Temperature Range	-40 – 105 °C[-40 – 221 °F]

Operation/Application

Solder Process Feature	Board Standoff
Circuit Application	Signal

Industry Standards

UL Rating	Recognized
UL File Number	E28476
Agency/Standard	UL
UL Flammability Rating	UL 94V-0

Packaging Features

Packaging Quantity	250
Packaging Method	Box & Carton

Product Compliance

For compliance documentation, visit the product page on TE.com>

EU RoHS Directive 2011/65/EU	Compliant
EU ELV Directive 2000/53/EC	Compliant
China RoHS 2 Directive MIIT Order No 32, 2016	No Restricted Materials Above Threshold
EU REACH Regulation (EC) No. 1907/2006	Current ECHA Candidate List: JAN 2021 (211) Candidate List Declared Against: JAN 2020 (205) SVHC > Threshold: Not Yet Reviewed
Halogen Content	Not Low Halogen - contains Br or Cl > 900 ppm.
Solder Process Capability	Wave solder capable to 265°C

Product Compliance Disclaimer

This information is provided based on reasonable inquiry of our suppliers and represents our current actual knowledge based on the information they provided. This information is subject to change. The part numbers that TE has identified as EU RoHS compliant have a maximum concentration of 0.1% by weight in homogenous materials for lead, hexavalent chromium, mercury, PBB, PBDE, DBP, BBP, DEHP, DIBP, and 0.01% for cadmium, or qualify for an exemption to these limits as defined in the Annexes of Directive 2011/65/EU (RoHS2). Finished electrical and electronic equipment products will be CE marked as required by Directive 2011/65/EU. Components may not be CE marked. Additionally, the part numbers that TE has identified as EU ELV compliant have a maximum concentration of 0.1% by weight in homogenous materials for lead, hexavalent chromium, and mercury, and 0.01% for cadmium, or qualify for an exemption to these limits as defined in the Annexes of Directive 2000/53/EC (ELV). Regarding the REACH Regulation, the information TE provides on SVHC in articles for this part number is based on the latest European Chemicals Agency (ECHA) 'Guidance on requirements for substances in articles' posted at this URL: https://echa.europa.eu/guidance-documents/guidance-on-reach

Compatible Parts



TE Part # CAT-M5833-F3492A
FEMALE-ON-BOARD CONNECTOR TOP ENTRY



TE Part # 8-215460-4
MICR-MATCH FSID P



TE Part # 8-188431-4
M-MATCH FEM. BOTTOM ENTRY SMD INB.CONN.



TE Part # 1-215460-4
MICRO-MATCH FEM.SE



TE Part # 1-338070-4
MICRO-MATCH FEM.SE



TE Part # 1-100400-4
MICRO-MATCH FSID NP



TE Part # 8-100400-4
MICRO-MATCH FSID NP

Also in the Series | Micro-MaTch Industrial



Board-to-Board Headers & Receptacles(1)



Insertion & Extraction Tools(1)



Pluggable I/O Cable Assemblies(52)



Ribbon Cable Connectors(204)



Wire-to-Board Connector Contacts(4)

Customers Also Bought



TE Part #9-215079-0
FEMALE-ON-BOARD CONNECTOR TOP ENTRY



TE Part #1483355-1
MICRO-MATCH LEAD 14P 100MM



TE Part #1-5103309-0
A/L LOW PRO HDR 50P VERT BLACK



TE Part #1-825440-0
MOD 2 PINHDR 2X10P.



TE Part #1-1622796-0
YR1 0.1% 15K



TE Part #1-1622796-5
YR1 0.1% 200K



TE Part #1-1462037-3
Standard Signal Relay 2 Form C,2 CO Cont



TE Part #1734101-7
Champ050 series,68pos,Au over PdNi

Documents

Product Drawings

14P.MICRO-MATCH MOB

English

CAD Files

3D PDF

3D

Customer View Model

ENG_CVM_CVM_8-215464-4_C.2d_dxf.zip

English

Customer View Model

ENG_CVM_CVM_8-215464-4_C.3d_igs.zip

English

Customer View Model

ENG_CVM_CVM_8-215464-4_C.3d_stp.zip

English

By downloading the CAD file I accept and agree to the Terms and Conditions of use.

Datasheets & Catalog Pages

Micro-MaTch Catalog

English

Ribbon Cable Interconnect Solutions

English

Centerline Micro-Match Connector Series

English

Product Specifications

Product Specification

English

Agency Approvals

UL Report

English