4-640620-5 ✔ ACTIVE

MTA | MTA 100

TE Internal #: 4-640620-5

MTA 100, Standard Rectangular Connectors, Connector Assembly, Receptacle, Mating Retention, Locking Ramp Mating Retention Type

View on TE.com >

Connectors > Rectangular Connectors > Standard Rectangular Connectors > Nylon Tin Plated Receptacle: 2.54mm, No Mating Alignment, MTA 100







Connector Product Type: **Connector Assembly**

Connector & Housing Type: **Receptacle**

Mating Alignment: **Without**

Mating Retention: **With**

Mating Retention Type: **Locking Ramp**

All Nylon Tin Plated Receptacle: 2.54mm, No Mating Alignment, MTA 100 (481)

Features

Product Type Features

Product Style	Assembly
Shape	Rectangular
Wire/Cable Type	Stranded
Connector Type	Connector Assembly
Housing Type	Receptacle
Connector Product Type	Connector Assembly
Connector & Housing Type	Receptacle
Connector System	Wire-to-Board
Insertion Force Type	Normal
Sealable	No
Connector & Contact Terminates To	Wire & Cable

Configuration Features

Number of Cavities	15

Number of Positions	15
Number of Rows	1
Panel Gasket	Without

Electrical Characteristics

Operating Voltage	250 VAC

Contact Features

Contact Layout	In-line
Contact Type	Female
Wire Contact Termination Area Plating Material	Tin
Contact Underplating Material	Nickel
Contact Mating Area Plating Material	Tin
Contact Retention Within Housing	With
Contact Current Rating (Max)	5 A

Termination Features

Termination Method to Wire & Cable	Insulation Displacement Crimp (IDC)

Mechanical Attachment

Panel Mount	No
Panel Mount Feature	Without
Mating Alignment	Without
Mating Retention	With
Mating Retention Type	Locking Ramp
Connector Mounting Type	Cable Mount (Free-Hanging)

Housing Features

Housing Color	Red
Housing Material	Nylon
Centerline (Pitch)	2.54 mm[.1 in]

Dimensions

Width	7.75 mm[.305 in]
Height	13.21 mm[.52 in]
Length	38.1 mm[1.5 in]
Wire Size	.3 – .4 mm^2

Usage Conditions

Operating Temperature Range	-55 – 105 °C[-67 – 221 °F]

Operation/Application

Shielded	No
Circuit Application	Signal

Industry Standards

CSA Rating	Certified
Agency/Standard	CSA, UL
UL Rating	Recognized
CSA File Number	LR 7189
UL File Number	E28476
UL Flammability Rating	UL 94V-2

Packaging Features

Packaging Quantity	250
Packaging Method	Bag

Product Compliance

For compliance documentation, visit the product page on TE.com>

EU RoHS Directive 2011/65/EU	Compliant
EU ELV Directive 2000/53/EC	Compliant
China RoHS 2 Directive MIIT Order No 32, 2016	No Restricted Materials Above Threshold
EU REACH Regulation (EC) No. 1907/2006	Current ECHA Candidate List: JAN 2021 (211) Candidate List Declared Against: JAN 2021 (211) Does not contain REACH SVHC
Halogen Content	Low Halogen - Br, Cl, F, I < 900 ppm per homogenous material. Also BFR/CFR/PVC Free
Solder Process Capability	Not applicable for solder process capability

Product Compliance Disclaimer

This information is provided based on reasonable inquiry of our suppliers and represents our current actual knowledge based on the information they provided. This information is subject to change. The part numbers that TE has identified as EU RoHS compliant have a maximum concentration of 0.1% by weight in homogenous materials for lead, hexavalent chromium, mercury, PBB, PBDE, DBP, BBP, DEHP, DIBP, and 0.01% for cadmium, or qualify for an exemption to these limits as defined in the Annexes of Directive 2011/65/EU (RoHS2). Finished electrical and electronic equipment products will be CE marked as required by Directive 2011/65/EU. Components may not be CE marked. Additionally, the part numbers that TE has identified as EU ELV compliant have a maximum concentration of 0.1% by weight in homogenous materials for lead, hexavalent chromium, and mercury, and 0.01% for cadmium, or qualify for an exemption to these limits

as defined in the Annexes of Directive 2000/53/EC (ELV). Regarding the REACH Regulation, the information TE provides on SVHC in articles for this part number is based on the latest European Chemicals Agency (ECHA) 'Guidance on requirements for substances in articles' posted at this URL: https://echa.europa.eu/guidance-documents/guidance-on-reach

Compatible Parts



TE Part # CAT-104MTA-PLSCC
Polyester PCB Connector Covers: 2.54 mm, MTA 100



TE Part # CAT-104MTA-PVUMH
Polyester Vertical PCB Header: 2.54 mm, With Mating Alignment, Unshrouded



TE Part # CAT-104MTA-PRUSH
Polyester Right Angle PCB Header: 2.54mm, Unshrouded, MTA 100



TE Part # CAT-104MTA-NYLCC
Nylon PCB Connector Covers: 2.54 mm, MTA 100



TE Part # 58074-1
MTA 50/100/156 MANUAL TOOL FRAME



TE Part # 59803-1
MAINTENANCE TOOL

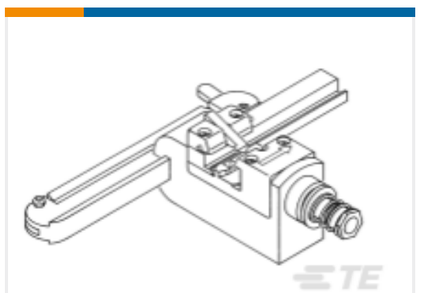

TE Part # 58442-1
MTA 100 CRIMP HEAD PRODUCTION FEED THRU



TE Part # CAT-104MTA-PVUNH
Polyester Vertical PCB Header: 2.54 mm, Unshrouded, No Mating Alignment



TE Part # CAT-104MTA-PRUMH
Polyester Right Angle PCB Header: 2.54mm, Wire-to-Board, MTA 100



TE Part # CAT-104MTA-PVBRH
Polyester Vertical PCB Header: 2.54 mm, Breakaway, MTA 100



TE Part # CAT-104MTA-PRBRH
Polyester Right Angle PCB Header: 2.54mm, Breakaway, MTA 100



TE Part # CAT-104MTA-NTPMP
Nylon Tin Plated Plug: 2.54mm, With Mating Alignment, MTA 100



TE Part # 58039-1
MTA 100 ARBOR FIXTURE DISCRETE RBN CABLE

Also in the Series | MTA 100



Insertion & Extraction Tools(2)



PCB Connector Covers(107)



PCB Connector Keying(1)



Standard Rectangular Connectors (1730)



Wire-to-Board Connector Contacts(18)



Wire-to-Board Headers & Receptacles (1182)

Customers Also Bought



TE Part #2-1609037-8
CORCOM HZ SERIES SINGLE PHASE FILTERS

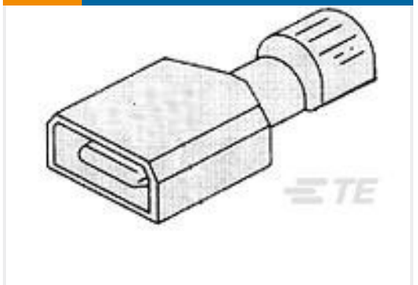

TE Part #2-521105-2
ULTRA-FAST 187 ASY REC 22-18 TPBR

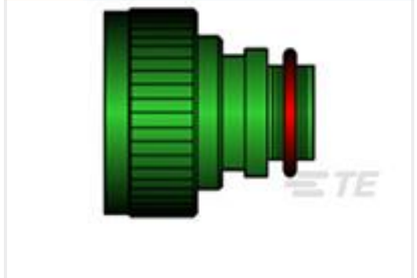

TE Part #242411-000
TXR54AB00-1404AI



TE Part #3-640621-9
Nylon Tin Plated Receptacle: 2.54mm, No Mating Alignment, MTA 100



TE Part #1-6609951-7
CORCOM P SERIES MULTI-FUNCTION INLET FIL



TE Part #1776296-7
TSB5000731DS=EUROPA T-BLK,10MM



TE Part #YDTS26F13-98SBV001
Straight Plug: D38999, 13-98 Insert, Electroless Nickel Plating



TE Part #2-520194-2
ULTRAFAST 187 ASSY REC 22-18 TPBR LP



TE Part #2-87499-8
15 MODIV HSG COMP SR .100CL



TE Part #1393102-4
KRP-14DG-12=KA/KB/KC/KR

Documents

Product Drawings

15P MTA100 CONN ASSY F/T RED

English

CAD Files

3D PDF

3D

Customer View Model

ENG_CVM_CVM_4-640620-5_N.2d_dxf.zip

English

Customer View Model

ENG_CVM_CVM_4-640620-5_N.3d_igs.zip

English

Customer View Model

ENG_CVM_CVM_4-640620-5_N.3d_stp.zip

English

By downloading the CAD file I accept and agree to the Terms and Conditions of use.

Datasheets & Catalog Pages

MTA, CST-100 II, SL-156 and AMP Economy Power (EP) Connectors

English

Product Specifications

Application Specification

English

Product Environmental Compliance

TE Material Declaration

English

Agency Approvals

Agency Approval Document

English