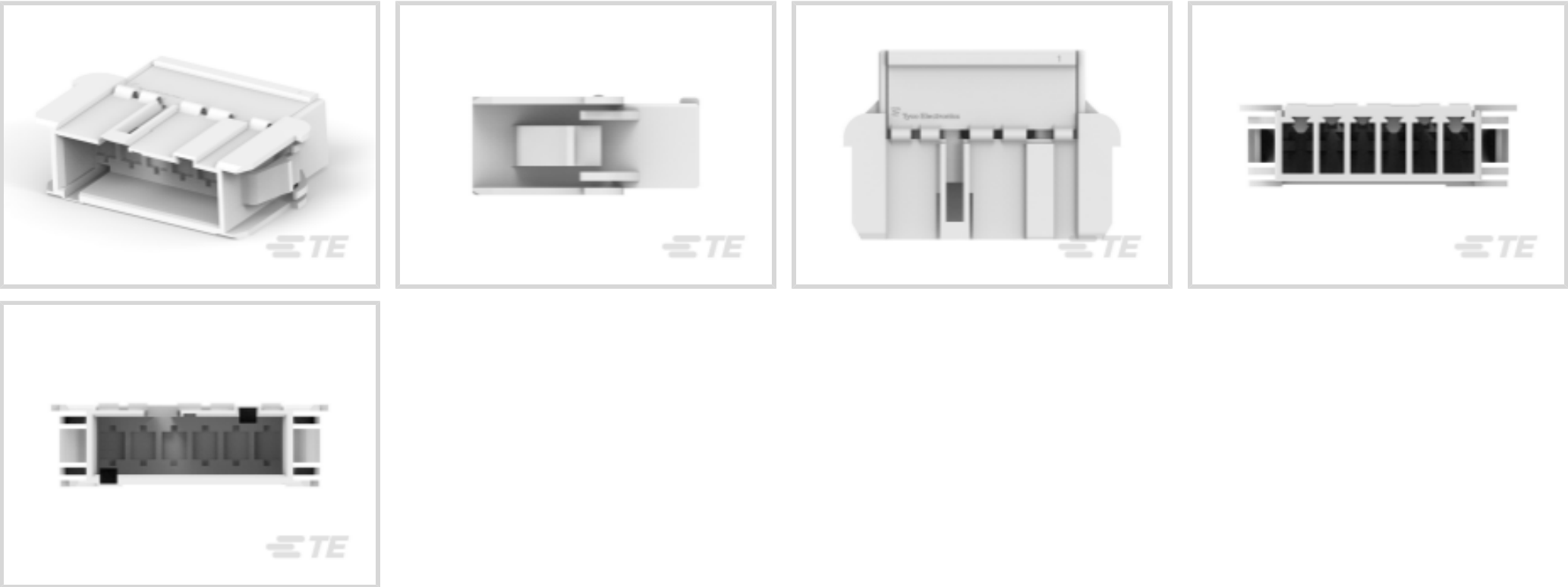




Terminals & Splices > Terminal Housings, Insulation Sleeves & Blocks > Crimp Terminal Housings



Terminal & Splice Type: **Tab**
Housing Type: **Tab Housing**
Number of Crimp Terminal Housing Positions: **6**
Crimp Terminal Housing Terminal Orientation: **Straight**
Crimp Terminal Housing UL Flammability Rating: **UL 94V-0**

Features

Product Type Features

Product Type	Terminal Housing
Style Code	C
Housing Type	Tab Housing
Sealable	No
Insulated	No

Configuration Features

Number of Crimp Terminal Housing Positions	6
--	---

Body Features

Crimp Terminal Housing Housing Color	Natural
Crimp Terminal Housing Mating Retention	With
Crimp Terminal Housing Mating Alignment	With

Contact Features

Terminal & Splice Type	Tab
Crimp Terminal Housing Terminal Orientation	Straight



Mechanical Attachment

Mating Alignment Type	Polarization
Mating Retention Type	Locking Lance
Crimp Terminal Housing Mounting Style	Panel Mount

Housing Features

Crimp Terminal Housing Housing Material	Polyamide
---	-----------

Dimensions

Length	30.5 mm[1.2 in]
Crimp Terminal Housing Centerline	5 mm[.196 in]

Usage Conditions

Operating Temperature Range	-40 – 105 °C[-40 – 221 °F]
-----------------------------	----------------------------

Industry Standards

Crimp Terminal Housing UL Flammability Rating	UL 94V-0
---	----------

Packaging Features

Packaging Quantity	200
--------------------	-----

Product Compliance

For compliance documentation, visit the product page on TE.com>

EU RoHS Directive 2011/65/EU	Compliant
EU ELV Directive 2000/53/EC	Compliant
China RoHS 2 Directive MIIT Order No 32, 2016	No Restricted Materials Above Threshold
EU REACH Regulation (EC) No. 1907/2006	Current ECHA Candidate List: JAN 2021 (211) Candidate List Declared Against: JAN 2021 (211) Does not contain REACH SVHC
Halogen Content	Low Halogen - Br, Cl, F, I < 900 ppm per homogenous material. Also BFR/CFR/PVC Free
Solder Process Capability	Not applicable for solder process capability











Product Compliance Disclaimer

This information is provided based on reasonable inquiry of our suppliers and represents our current actual knowledge based on the information they provided. This information is subject to change. The part numbers that TE has identified as EU RoHS compliant have a maximum concentration of 0.1% by weight in homogenous materials for lead, hexavalent chromium, mercury, PBB, PBDE, DBP, BBP, DEHP, DIBP, and 0.01% for cadmium, or qualify for an exemption to these







limits as defined in the Annexes of Directive 2011/65/EU (RoHS2). Finished electrical and electronic equipment products will be CE marked as required by Directive 2011/65/EU. Components may not be CE marked. Additionally, the part numbers that TE has identified as EU ELV compliant have a maximum concentration of 0.1% by weight in homogenous materials for lead, hexavalent chromium, and mercury, and 0.01% for cadmium, or qualify for an exemption to these limits as defined in the Annexes of Directive 2000/53/EC (ELV). Regarding the REACH Regulation, the information TE provides on SVHC in articles for this part number is based on the latest European Chemicals Agency (ECHA) 'Guidance on requirements for substances in articles' posted at this URL: <https://echa.europa.eu/guidance-documents/guidance-on-reach>

Compatible Parts


 <p>TE Part # 1241857-5 5 POS FASTIN/ON HOUSING PANEL MOUNT</p>	 <p>TE Part # 927742-6 6 POS FASTIN/ON HOUSING PANEL MOUNT</p>	 <p>TE Part # 9-927742-4 4POS FASTIN FASTON HOUSING MOUNT</p>	 <p>TE Part # 7-927742-6 6 POS. FASTIN-FASTON* TAB HSG RAST5</p>
 <p>TE Part # 927742-4 4 POS FASTIN/ON HOUSING PANEL MOUNT</p>	 <p>TE Part # 5-927742-3 3P FF FLACHSTGH6,3</p>	 <p>TE Part # 6-927742-6 6 POS FASTIN/ON HOUSING PANEL MOUNT</p>	 <p>TE Part # 9-1241857-5 5POS. FASTIN-FASTON* TAB HSG, RAST5</p>
 <p>TE Part # 927742-5 5 POS FASTIN/ON HOUSING PANEL</p>	 <p>TE Part # 927742-7 7P FF FLACHSTGH6,3</p>		

Also in the Series | RAST 5 IDC Connectors

 <p>Automotive Terminals(8)</p>	 <p>Connector Contacts(12)</p>	 <p>Crimp Terminal Housings(41)</p>	 <p>Insertion & Extraction Tools(1)</p>
--	---	--	--



Rectangular Connector Housings(1)



Standard Edge Connectors(36)




Standard Rectangular Connectors(138)



Wire-to-Board Connector Assemblies & Housings(214)



Wire-to-Board Connector Contacts(2)

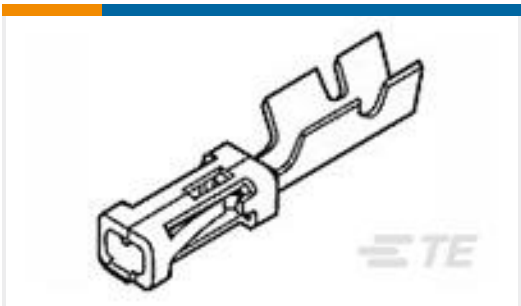


Wire-to-Board Headers & Receptacles (424)

Customers Also Bought



TE Part #1377173-4
SMP 0-0034160-0



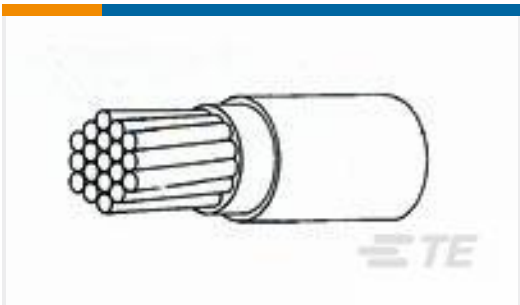
TE Part #167300-6
MOD-4 REC.CONTACT



TE Part #1-967282-1
LOW & MEDIUM POWER HEADER



TE Part #YDTS24W11-02SNV001
Jam Nut: D38999, 11-02 Insert



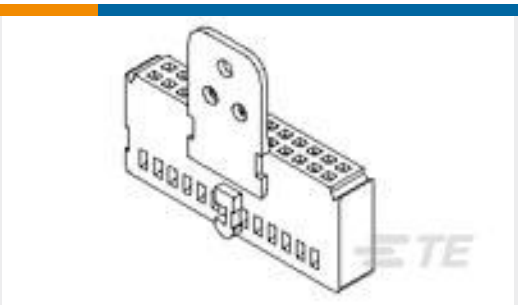
TE Part #1379193001
VG-95218-T020-A001



TE Part #1-826469-2
2X12P MOD II SHROUDED HEADER, ST




TE Part #2150690-1
OCEAN_2.0_APPLICATOR-E-070F110F



TE Part #216038-2
MOD-4 HSG+PULL TAB



TE Part #1-750877-2
26 50SR TERMINATOR COVER



TE Part #1SNA117628R2200
FEM12S

Documents



Product Drawings

6 POS FASTIN/ON HOUSING PANEL MOUNT

English

CAD Files

3D PDF

3D

Customer View Model

ENG_CVM_CVM_5-927742-6_D.2d_dxf.zip

English

Customer View Model

ENG_CVM_CVM_5-927742-6_D.3d_igs.zip

English

Customer View Model

ENG_CVM_CVM_5-927742-6_D.3d_stp.zip

English

By downloading the CAD file I accept and agree to the [Terms and Conditions](#) of use.

Datasheets & Catalog Pages

FASTIN_FASTON_Product_Line

English

Agency Approvals

VDE Certificate

English