1744426-4 ✔ ACTIVE

Economy Power 2.5

TE Internal #: 1744426-4

Economy Power 2.5, PCB Mount Header, Right Angle, Wire-to-Board, 4 Position, 2.5mm [.098in] Centerline, 1 Row, Tin, White Housing Color

View on TE.com >

Connectors > PCB Connectors > Wire-to-Board Connectors > Wire-to-Board Headers & Receptacles







PCB Connector Assembly Type: **PCB Mount Header**

PCB Mount Orientation: **Right Angle**

Connector System: **Wire-to-Board**

Number of Positions: **4**

Centerline (Pitch): **2.5 mm [.098 in]**

Features

Product Type Features

PCB Connector Assembly Type	PCB Mount Header
Connector System	Wire-to-Board
Header Type	Fully Shrouded
Sealable	No
Connector & Contact Terminates To	Printed Circuit Board

Configuration Features

Connector Contact Load Condition	Fully Loaded
PCB Mount Orientation	Right Angle
Number of Positions	4
Number of Rows	1

Electrical Characteristics

Operating Voltage	250 VAC

Contact Features

Contact Layout	Inline

Contact Retention Within Housing	Without
PCB Contact Termination Area Plating Material Thickness	2.032 µm[80 µin]
Mating Pin Diameter	.6 mm[.024 in]
PCB Contact Termination Area Plating Material Finish	Bright
PCB Contact Termination Area Plating Material	Tin
Contact Base Material	Copper Alloy
Contact Mating Area Plating Material	Tin
Contact Mating Area Plating Material Finish	Bright
Contact Mating Area Plating Material Thickness	2.032 µm[80 µin]
Contact Type	Pin
Contact Current Rating (Max)	4.5 A

Termination Features

Round Termination Post & Tail Diameter	.6 mm[.024 in]
Termination Post & Tail Length	3.2 mm[.125 in]
Termination Method to Wire & Cable	Solder
Termination Method to Printed Circuit Board	Through Hole - Solder

Mechanical Attachment

PCB Mount Alignment Type	Boardlock
Strain Relief	Without
Mating Alignment Type	Polarizing Tab
Mating Alignment	With
Panel Mount Feature	Without
PCB Mount Retention Type	Kinked
PCB Mount Alignment	With
Mating Retention	With
PCB Mount Retention	With
Connector Mounting Type	Board Mount

Housing Features

Centerline (Pitch)	2.5 mm[.098 in]
Housing Color	White
Housing Material	Nylon

Dimensions

Connector Length	15 mm[.59 in]
Connector Height	7.6 mm[.299 in]
Wire Size	.13 – .6 mm²

Usage Conditions

Operating Temperature Range	-55 – 105 °C[-67 – 221 °F]

Operation/Application

Circuit Application	Power & Signal

Industry Standards

Glow Wire Rating	Standard Part - Not Glow Wire
UL Flammability Rating	UL 94V-0

Packaging Features

Packaging Quantity	500
Packaging Method	Bag

Product Compliance

For compliance documentation, visit the product page on TE.com>

EU RoHS Directive 2011/65/EU	Compliant
EU ELV Directive 2000/53/EC	Compliant
China RoHS 2 Directive MIIT Order No 32, 2016	No Restricted Materials Above Threshold
EU REACH Regulation (EC) No. 1907/2006	Current ECHA Candidate List: JAN 2021 (211) Candidate List Declared Against: JAN 2021 (211) Does not contain REACH SVHC
Halogen Content	Not Low Halogen - contains Br or Cl > 900 ppm.
Solder Process Capability	Wave solder capable to 265°C

Product Compliance Disclaimer

This information is provided based on reasonable inquiry of our suppliers and represents our current actual knowledge based on the information they provided. This information is subject to change. The part numbers that TE has identified as EU RoHS compliant have a maximum concentration of 0.1% by weight in homogenous materials for lead, hexavalent chromium, mercury, PBB, PBDE, DBP, BBP, DEHP, DIBP, and 0.01% for cadmium, or qualify for an exemption to these limits as defined in the Annexes of Directive 2011/65/EU (RoHS2). Finished electrical and electronic equipment products will be CE marked as required by Directive 2011/65/EU. Components may not be CE marked. Additionally, the part numbers that TE has identified as EU ELV compliant have a maximum concentration of 0.1% by weight in homogenous materials for lead, hexavalent chromium, and mercury, and 0.01% for cadmium, or qualify for an exemption to these limits as defined in the Annexes of Directive 2000/53/EC (ELV). Regarding the REACH Regulation, the information TE provides

on SVHC in articles for this part number is based on the latest European Chemicals Agency (ECHA) 'Guidance on requirements for substances in articles' posted at this URL: https://echa.europa.eu/guidance-documents/guidance-on-reach

Compatible Parts



TE Part # 1969442-4
EP 2.5 TPA Housing, 4 Pos



TE Part # 1744417-4
4 POS EP 2.5 HSG, GLOW WIRE

Also in the Series | Economy Power 2.5



Insertion & Extraction Tools(1)



PCB Latches, Locks & Retainers(49)



Rectangular Power Connectors(43)



Wire-to-Board Connector Assemblies & Housings(216)



Wire-to-Board Connector Contacts(6)



Wire-to-Board Headers & Receptacles (209)

Customers Also Bought



TE Part #1-292253-0
CT 2mm Header Assembly: Right Angle



TE Part #1734261-8
AMP HPI 1.25MM HEADERS



TE Part #1735447-8
AMP HPI 2.0MM RECEPTACLE HOUSINGS



TE Part #1-2132782-2
12 pos. EP II breakaway retain



TE Part #1744201-1
EP-II CONTACT LANCELESS, 20-16



TE Part #1744417-4
4 POS EP 2.5 HSG, GLOW WIRE

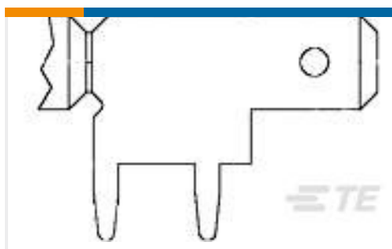

TE Part #1217756-1
187 FASTON,TAB,TNBR



TE Part #1599107-1
CLUSTER TERMINAL REC,.090 DIA

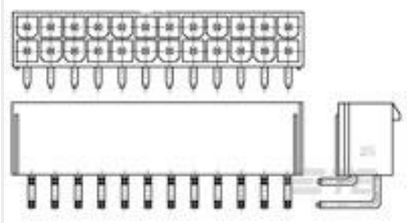

TE Part #1586042-8
8P VAL-U-LOK R/A HDR V0

TE Part #829154-8
8P AMP-QUICK STLEI

Documents

Product Drawings

Header Housing Assy, EP 2.5 RA, 4 Pos.

English

CAD Files

3D PDF

3D

Customer View Model

ENG_CVM_CVM_1744426-4_D.2d_dxf.zip

English

Customer View Model

ENG_CVM_CVM_1744426-4_D.3d_igs.zip

English

Customer View Model

ENG_CVM_CVM_1744426-4_D.3d_stp.zip

English

By downloading the CAD file I accept and agree to the Terms and Conditions of use.

Datasheets & Catalog Pages

7-1773458-5_ECONOMY_POWER_QRG

English

7-1773461-6_EP2.5_Connector_Series

English

Product Specifications

Application Specification

English

Product Environmental Compliance

MD_1744426-4_022620181110_dmtec

English

MD_1744426-4_022620181110_dmtec

English

Agency Approvals

VDE Certificate

English