1825851-1 ✔ ACTIVE

AMPMODU | AMPMODU IV/V

TE Internal #: 1825851-1

AMPMODU IV/V, PCB Latches, Locks & Retainers, Latch, Operating Temperature Range -65 – 105 °C [-85 – 221 °F]

View on TE.com >

Connectors > PCB Connectors > PCB Connector Accessories > PCB Connector Hardware > PCB Latches, Locks & Retainers

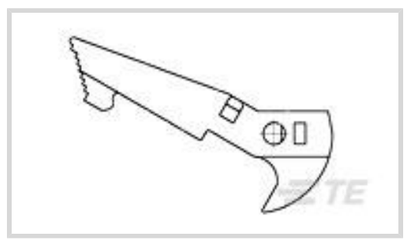

Connector & Contact Retention Accessory Type: **Latch**

Sealable: **No**

Operating Temperature Range: **-65 – 105 °C [-85 – 221 °F]**

Features

Product Type Features

Connector & Contact Retention Accessory Type	Latch
Sealable	No

Body Features

Primary Product Material	Thermoplastic
Primary Product Color	Black

Dimensions

Product Width	5.56 mm[.219 in]
Product Height	20.62 mm[.812 in]

Usage Conditions

Operating Temperature Range	-65 – 105 °C[-85 – 221 °F]

Industry Standards

Glow Wire Rating	Standard Part - Not Glow Wire

Packaging Features

Packaging Quantity	5000
Packaging Method	Bag

Product Compliance

For compliance documentation, visit the product page on TE.com>

EU RoHS Directive 2011/65/EU	Compliant
EU ELV Directive 2000/53/EC	Compliant

China RoHS 2 Directive MIIT Order No 32, 2016	No Restricted Materials Above Threshold
EU REACH Regulation (EC) No. 1907/2006	Current ECHA Candidate List: JAN 2021 (211) Candidate List Declared Against: JAN 2021 (211) Does not contain REACH SVHC
Halogen Content	Not Low Halogen - contains Br or Cl > 900 ppm.
Solder Process Capability	Not applicable for solder process capability

Product Compliance Disclaimer

This information is provided based on reasonable inquiry of our suppliers and represents our current actual knowledge based on the information they provided. This information is subject to change. The part numbers that TE has identified as EU RoHS compliant have a maximum concentration of 0.1% by weight in homogenous materials for lead, hexavalent chromium, mercury, PBB, PBDE, DBP, BBP, DEHP, DIBP, and 0.01% for cadmium, or qualify for an exemption to these limits as defined in the Annexes of Directive 2011/65/EU (RoHS2). Finished electrical and electronic equipment products will be CE marked as required by Directive 2011/65/EU. Components may not be CE marked. Additionally, the part numbers that TE has identified as EU ELV compliant have a maximum concentration of 0.1% by weight in homogenous materials for lead, hexavalent chromium, and mercury, and 0.01% for cadmium, or qualify for an exemption to these limits as defined in the Annexes of Directive 2000/53/EC (ELV). Regarding the REACH Regulation, the information TE provides on SVHC in articles for this part number is based on the latest European Chemicals Agency (ECHA) 'Guidance on requirements for substances in articles' posted at this URL: https://echa.europa.eu/guidance-documents/guidance-on-reach

Compatible Parts



TE Part # CAT-AM71-UN385

Universal Headers: Ejector Latch

Also in the Series | AMPMODU IV/V



Automotive Headers(2)



Automotive Housings(4)



Backplane Connector Housings(1)



Board-to-Board Connector Contacts(6)



Board-to-Board Headers & Receptacles(937)



Insertion & Extraction Tools(4)



PCB Connector Covers(18)



PCB Connector Keying(6)



PCB Connector Mounting(1)



PCB Connector Strain Relief(3)



PCB Latches, Locks & Retainers(9)



Rectangular Connector Housings(5)



Standard Rectangular Connectors(8)



Wire-to-Board Connector Assemblies & Housings(472)



Wire-to-Board Connector Contacts (328)

Customers Also Bought



TE Part #1-5747871-4
D-Sub Plug Assembly: Standard, Vertical, Shell Size 1, 2.74mm



TE Part #1-5102154-0
AMP-LATCH UNIVERSAL HEADERS



TE Part #1630012-1
Power Resistors: Aluminum Housed, HSA



TE Part #102387-5
24 MODIV HSG COMP DR .100 POL



TE Part #102387-7
30 MODIV HSG COMP DR .100 POL

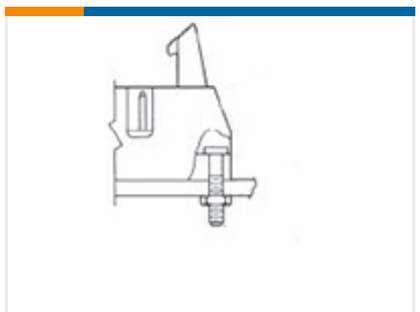

TE Part #102198-1
A/L HARDWARE FOR EJECTION KIT



TE Part #102312-1
Universal Headers: Ejector Latch

TE Part #YDJT16F17-35PNV001
PLUG ASSY

Documents

Product Drawings

AMPMODU MOD IV LATCH for AMPLA

English

CAD Files

3D PDF

3D

Customer View Model

ENG_CVM_CVM_1825851-1_B.2d_dxf.zip

English

Customer View Model

ENG_CVM_CVM_1825851-1_B.3d_igs.zip

English

Customer View Model

ENG_CVM_CVM_1825851-1_B.3d_stp.zip

English

By downloading the CAD file I accept and agree to the Terms and Conditions of use.

Datasheets & Catalog Pages

AMP MODU IV & V Section of Catalog 1307819

English

AMPMODU_INTERCONNECTION_SYSTEM_SECTION5

English

Ribbon Cable Interconnect Solutions

English

Product Environmental Compliance

TE Material Declaration

English