



Connectors > PCB Connectors > Wire-to-Board Connectors > Wire-to-Board Connector Assemblies & Housings



Connector Product Type: **Housing**
Connector & Housing Type: **Receptacle**
Connector System: **Wire-to-Panel, Wire-to-Wire**
Number of Positions: **5**
Centerline (Pitch): **2.5 mm [.098 in]**

Features

Product Type Features

Connector Product Type	Housing
Connector & Housing Type	Receptacle
Connector System	Wire-to-Panel, Wire-to-Wire
Sealable	No
Connector & Contact Terminates To	Wire & Cable

Configuration Features

Number of Positions	5
Number of Rows	1

Electrical Characteristics

Operating Voltage	250 VAC
-------------------	---------

Contact Features

Contact Type	Pin
Contact Current Rating (Max)	7.5 A



Termination Features

Termination Method to Wire & Cable	Crimp
------------------------------------	-------

Mechanical Attachment

Strain Relief	Without
Panel Mount Feature	With
PCB Mount Retention	Without
Mating Retention Type	Latch
Mating Retention	With
Connector Mounting Type	Panel Mount

Housing Features

Housing Entry Configuration	Both Ends Closed
Housing Material	Nylon - GF
Centerline (Pitch)	2.5 mm[.098 in]
Housing Color	Natural

Dimensions

Connector Length	15 mm[.591 in]
Connector Height	6.6 mm[.26 in]
Connector Width	18.17 mm[.715 in]
Accepts Wire Insulation Diameter Range	1.3 – 1.7 mm[.051 – .067 in]
Wire Size	.13 – .33 mm²

Usage Conditions

Operating Temperature Range	-25 – 105 °C[-13 – 221 °F]
-----------------------------	----------------------------

Operation/Application

Circuit Application	Power & Signal
---------------------	----------------

Industry Standards

Glow Wire Rating	Glow Wire
UL Flammability Rating	UL 94V-0

Packaging Features

Packaging Quantity	10000
Packaging Method	Bag

Other

Comment	Panel Mount
---------	-------------



Product Compliance

For compliance documentation, visit the product page on TE.com>

EU RoHS Directive 2011/65/EU	Compliant
EU ELV Directive 2000/53/EC	Not Yet Reviewed
China RoHS 2 Directive MIIT Order No 32, 2016	No Restricted Materials Above Threshold
EU REACH Regulation (EC) No. 1907/2006	Current ECHA Candidate List: JAN 2021 (211) Candidate List Declared Against: JUL 2019 (201) SVHC > Threshold: Not Yet Reviewed
Halogen Content	Low Halogen - Br, Cl, F, I < 900 ppm per homogenous material. Also BFR/CFR/PVC Free
Solder Process Capability	Not reviewed for solder process capability

Product Compliance Disclaimer

This information is provided based on reasonable inquiry of our suppliers and represents our current actual knowledge based on the information they provided. This information is subject to change. The part numbers that TE has identified as EU RoHS compliant have a maximum concentration of 0.1% by weight in homogenous materials for lead, hexavalent chromium, mercury, PBB, PBDE, DBP, BBP, DEHP, DIBP, and 0.01% for cadmium, or qualify for an exemption to these limits as defined in the Annexes of Directive 2011/65/EU (RoHS2). Finished electrical and electronic equipment products will be CE marked as required by Directive 2011/65/EU. Components may not be CE marked. Additionally, the part numbers that TE has identified as EU ELV compliant have a maximum concentration of 0.1% by weight in homogenous materials for lead, hexavalent chromium, and mercury, and 0.01% for cadmium, or qualify for an exemption to these limits as defined in the Annexes of Directive 2000/53/EC (ELV). Regarding the REACH Regulation, the information TE provides on SVHC in articles for this part number is based on the latest European Chemicals Agency (ECHA) 'Guidance on requirements for substances in articles' posted at this URL: <https://echa.europa.eu/guidance-documents/guidance-on-reach>

Compatible Parts



TE Part # 2238008-1
TERMINAL, PIN, LANCELESS, 20-24 AWG, EP2



TE Part # 1969591-4
HSG,REC,PANEL MOUNT,GWT, SINGLE ROW,EP2.5




TE Part # 1969591-6
HSG,REC,PANEL MOUNT,GWT, SINGLE ROW,EP2.5



TE Part # 1-1969591-2
HSG,REC,PANEL MOUNT,GWT, SINGLE ROW,EP2.5






TE Part # 1969591-3
HSG,REC,PANEL MOUNT,GWT,
SINGLE ROW,EP2.5



TE Part # 1969591-9
HSG,REC,PANEL MOUNT,GWT,
SINGLE ROW,EP2.5


Also in the Series | Economy Power 2.5




Insertion & Extraction Tools(1)




PCB Latches, Locks & Retainers(49)



Rectangular Power Connectors(43)



Wire-to-Board Connector Assemblies
& Housings(216)



Wire-to-Board Connector Contacts(6)



Wire-to-Board Headers & Receptacles
(209)

Customers Also Bought



TE Part #1-1734829-1
AMP HPI 1.25MM HEADERS



TE Part #226781-3
ARINC SIZE 15 SOCKET



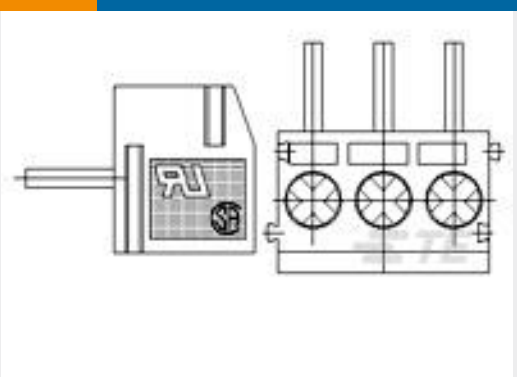
TE Part #3-1445084-0
micro mnl hdr assy s/row au lf



TE Part #1-1744418-6
16 POS EP 2.5 HDR, GLOW WIRE



TE Part #103949-4
4X5 MTE SHRD PIN SR LATCH .100



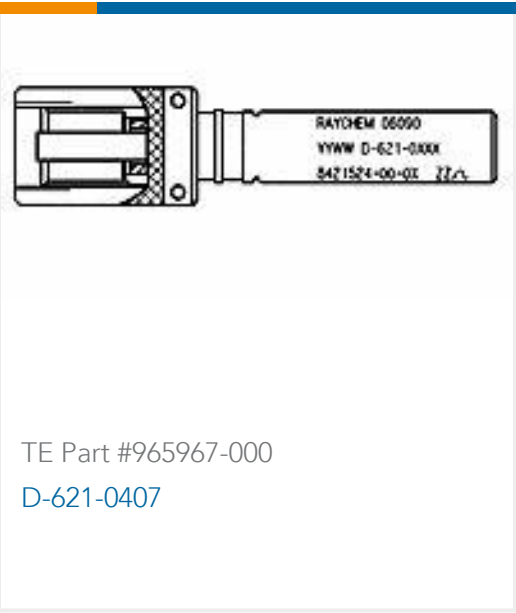
TE Part #1776253-8
R/A Top Wire Entry, 3.5mm, HT,



TE Part #1969591-9
HSG,REC,PANEL MOUNT,GWT,
SINGLE ROW,EP2.5



TE Part #2007815-3
IMP100S,H,V4P10C,RG,LEW39,5.5



Documents

Product Drawings

HSG,REC,PANEL MOUNT,GWT,SINGLE ROW,EP2.5

English

CAD Files

3D PDF

3D

Customer View Model

ENG_CVM_CVM_1969591-5_B.2d_dxf.zip

English

Customer View Model

ENG_CVM_CVM_1969591-5_B.3d_igs.zip

English

Customer View Model

ENG_CVM_CVM_1969591-5_B.3d_stp.zip

English

By downloading the CAD file I accept and agree to the [Terms and Conditions](#) of use.

Product Specifications

Application Specification

English

Instruction Sheets

Instruction Sheet (U.S.)

English

Agency Approvals

VDE Certificate

English