



**AMP Signal Double Lock**

TE Internal #: 2108505-1

AMP Signal Double Lock, Housing, Receptacle, Wire-to-Wire, 18 Position, 2.5mm [.098in] Centerline, Crimp, 2 Row, Row-to-Row Spacing .181 in [4.6 mm]

[View on TE.com >](#)

Connectors > PCB Connectors > Wire-to-Board Connectors > Wire-to-Board Connector Assemblies & Housings >

STD Temp Signal Double Lock Cap



Connector Product Type: **Housing**

Connector & Housing Type: **Receptacle**

Connector System: **Wire-to-Wire**

Number of Positions: **18**

Centerline (Pitch): **2.5 mm [.098 in ]**

[All STD Temp Signal Double Lock Cap \(21\)](#)

**Features**

**Product Type Features**

Connector Product Type	Housing
Connector & Housing Type	Receptacle
Connector System	Wire-to-Wire
Sealable	No
Connector & Contact Terminates To	Wire & Cable

**Configuration Features**

Number of Positions	18
Number of Rows	2

**Electrical Characteristics**

Operating Voltage	50 VAC
-------------------	--------

**Contact Features**

--	--



Contact Type	Tab
--------------	-----

### Termination Features

Termination Method to Wire & Cable	Crimp
------------------------------------	-------

### Mechanical Attachment

Strain Relief	Without
---------------	---------

Panel Mount Feature	Without
---------------------	---------

PCB Mount Retention	Without
---------------------	---------

Mating Retention Type	Latch
-----------------------	-------

Mating Retention	With
------------------	------

Connector Mounting Type	Cable Mount (Free-Hanging)
-------------------------	----------------------------

### Housing Features

Housing Material	PA 66
------------------	-------

Centerline (Pitch)	2.5 mm [.098 in]
--------------------	------------------

Housing Color	Natural
---------------	---------

### Dimensions

Connector Length	34.6 mm
------------------	---------

Connector Height	14 mm [.551 in]
------------------	-----------------

Row-to-Row Spacing	4.6 mm [.181 in]
--------------------	------------------

### Usage Conditions

Operating Temperature Range	-30 – 105 °C [-22 – 221 °F]
-----------------------------	-----------------------------

### Operation/Application

Circuit Application	Power & Signal
---------------------	----------------

### Industry Standards

UL Flammability Rating	UL 94V-0
------------------------	----------

### Packaging Features

Packaging Quantity	300
--------------------	-----

Packaging Method	Bag
------------------	-----

### Product Compliance

For compliance documentation, visit the product page on [TE.com](https://www.te.com)>

EU RoHS Directive 2011/65/EU	Compliant
------------------------------	-----------

EU ELV Directive 2000/53/EC	Not Yet Reviewed
-----------------------------	------------------



China RoHS 2 Directive MIIT Order No 32, 2016	No Restricted Materials Above Threshold
EU REACH Regulation (EC) No. 1907/2006	Current ECHA Candidate List: JAN 2021 (211) Candidate List Declared Against: JAN 2021 (211) Does not contain REACH SVHC
Halogen Content	Low Halogen - Br, Cl, F, I < 900 ppm per homogenous material. Also BFR/CFR/PVC Free
Solder Process Capability	Not reviewed for solder process capability

Product Compliance Disclaimer

This information is provided based on reasonable inquiry of our suppliers and represents our current actual knowledge based on the information they provided. This information is subject to change. The part numbers that TE has identified as EU RoHS compliant have a maximum concentration of 0.1% by weight in homogenous materials for lead, hexavalent chromium, mercury, PBB, PBDE, DBP, BBP, DEHP, DIBP, and 0.01% for cadmium, or qualify for an exemption to these limits as defined in the Annexes of Directive 2011/65/EU (RoHS2). Finished electrical and electronic equipment products will be CE marked as required by Directive 2011/65/EU. Components may not be CE marked. Additionally, the part numbers that TE has identified as EU ELV compliant have a maximum concentration of 0.1% by weight in homogenous materials for lead, hexavalent chromium, and mercury, and 0.01% for cadmium, or qualify for an exemption to these limits as defined in the Annexes of Directive 2000/53/EC (ELV). Regarding the REACH Regulation, the information TE provides on SVHC in articles for this part number is based on the latest European Chemicals Agency (ECHA) 'Guidance on requirements for substances in articles' posted at this URL: <https://echa.europa.eu/guidance-documents/guidance-on-reach>

### Compatible Parts




TE Part # CAT-SI261-C1701  
STD Temp Signal Double Lock Cap




TE Part # CAT-SI261-P729  
STD Temp Signal Double Lock Plug


### Also in the Series | AMP Signal Double Lock




Connector Contacts(9)



Insertion & Extraction Tools(1)



PCB Connector Seals(1)



PCB Latches, Locks & Retainers(17)




Rectangular Caps & Covers(1)



Rectangular Connector Housings(23)



Rectangular Connector Locking(2)



Rectangular Connector Seals(10)



Rectangular Power Connectors(3)



Standard Rectangular Connectors(1)



Wire-to-Board Connector Assemblies & Housings(74)

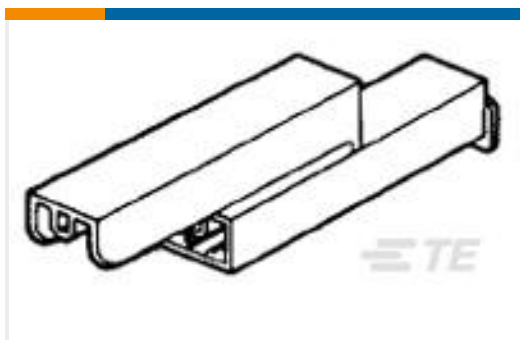


Wire-to-Board Connector Contacts(6)



Wire-to-Board Headers & Receptacles (157)

## Customers Also Bought



TE Part #1-174712-1  
187 HSG. PL MKII REC. 6.65mm 2P NAT



TE Part #917706-1  
2.5 SIGNAL DBL LOCK DLP 10P



TE Part #1746063-1  
STD Temp Signal Double Lock Plug




TE Part #1743165-1  
POSITIVE LOCK 250 RECEPTACLE



TE Part #1743165-2  
250 HSG. PL EX REC. 12mm 2P BLACK



TE Part #1743165-5  
POSITIVE LOCK 250 RECEPTACLE



TE Part #1743165-8  
250 HSG. PL EX FLAG REC. 12mm 2P BLUE



TE Part #1743221-1  
250 PL EX FLAG REC. 18-12AWG PTBR



## Documents

### Product Drawings

#### 2.5 SDL 18P CAP HSG 2ROW

English

### CAD Files

#### 3D PDF

3D

#### Customer View Model

[ENG\\_CVM\\_CVM\\_2108505-1\\_E.2d\\_dxf.zip](#)

English

#### Customer View Model

[ENG\\_CVM\\_CVM\\_2108505-1\\_E.3d\\_igs.zip](#)

English

#### Customer View Model

[ENG\\_CVM\\_CVM\\_2108505-1\\_E.3d\\_stp.zip](#)

English

By downloading the CAD file I accept and agree to the [Terms and Conditions](#) of use.

### Product Specifications

#### Application Specification

English

#### Conditions of 2.5mm Signal Double Lock Contacts

English

### Agency Approvals

#### Agency Approval Document

English