211013-4 ✔ ACTIVE

AMPLIMITE

TE Internal #: 211013-4

D-Sub Connector Savers, Cable-to-Panel, 62 Position, Compatible With Connector Shell Size 4, 22 D-Sub Contact Size, Non-Magnetic

View on TE.com >

Connectors > D-Shaped Connectors > D-Sub Accessories > D-Sub Connector Savers

Connector System: **Cable-to-Panel**

Number of Positions: **62**

Compatible With Connector Shell Size: **4**

D-Sub Contact Size: **22**

Non-Magnetic: **Yes**

Features

Product Type Features

Product Type	Connector
Connector System	Cable-to-Panel
Sealable	No
Connector & Contact Terminates To	Wire & Cable

Configuration Features

Number of Positions	62

Body Features

Shell Plating Material	Gold
Shell Material	Brass
Non-Magnetic	Yes

Contact Features

Contact Mating Area Plating Material	Gold
Contact Base Material	Beryllium Copper
D-Sub Contact Size	22
Contact Current Rating (Max)	5 A

Mechanical Attachment

Connector Mounting Type	Cable Mount (Free-Hanging)

Housing Features

Centerline (Pitch)	2.29 mm[.09 in]

Usage Conditions

Operating Temperature Range	-55 – 125 °C[-85 – 257 °F]

Operation/Application

Compatible With Connector Shell Size	4
Circuit Application	Signal

Industry Standards

NASA Qualification	No

Product Compliance

For compliance documentation, visit the product page on TE.com>

EU RoHS Directive 2011/65/EU	Compliant with Exemptions
EU ELV Directive 2000/53/EC	Compliant with Exemptions
China RoHS 2 Directive MIIT Order No 32, 2016	Restricted Materials Above Threshold
EU REACH Regulation (EC) No. 1907/2006	Current ECHA Candidate List: JAN 2021 (211) Candidate List Declared Against: JUN 2020 (209) SVHC > Threshold: Pb (4% in Contact/Component) Article Safe Usage Statements: Do not eat, drink or smoke when using this product. Wash thoroughly after handling. Recycle if possible and dispose of the article by following all applicable governmental regulations relevant to your geographic location.
Halogen Content	Not Yet Reviewed for halogen content
Solder Process Capability	Not applicable for solder process capability

Product Compliance Disclaimer

This information is provided based on reasonable inquiry of our suppliers and represents our current actual knowledge based on the information they provided. This information is subject to change. The part numbers that TE has identified as EU RoHS compliant have a maximum concentration of 0.1% by weight in homogenous materials for lead, hexavalent chromium, mercury, PBB, PBDE, DBP, BBP, DEHP, DIBP, and 0.01% for cadmium, or qualify for an exemption to these limits as defined in the Annexes of Directive 2011/65/EU (RoHS2). Finished electrical and electronic equipment products will be CE marked as required by Directive 2011/65/EU. Components may not be CE marked. Additionally, the part numbers that TE has identified as EU ELV compliant have a maximum concentration of 0.1% by weight in homogenous materials for lead, hexavalent chromium, and mercury, and 0.01% for cadmium, or qualify for an exemption to these limits as defined in the Annexes of Directive 2000/53/EC (ELV). Regarding the REACH Regulation, the information TE provides on SVHC in articles for this part number is based on the latest European Chemicals Agency (ECHA) 'Guidance on requirements for substances in articles' posted at this URL: https://echa.europa.eu/guidance-documents/guidance-on-reach

Compatible Parts

TE Part # 91067-1
INSERTION/EXTRACTION TOOL

Customers Also Bought

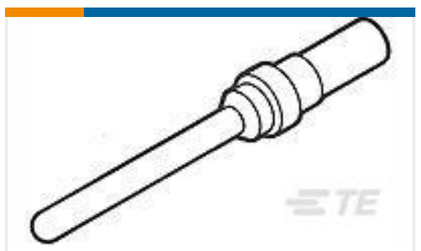

TE Part #205089-4
HD 20 PIN CONTACT,NON-MAG

TE Part #1-2204801-8
ELCON MICRO,HEADER,VERTICAL DIP,4P

TE Part #YDTS26G23-21SNV001
D38999: Straight Plug, 23-21 Insert

TE Part #1618239-7
K40P332=RELAY VACUUM SPST LATC

TE Part #206498-4
PLUG ASSY,15 POSN,AMPLIMITE

TE Part #2-767004-5
MICT,RECPT,152,ASSY,.025,REC

TE Part #1532177-7
M83513/04-G11N, MCKS-N1-B-51S6Q9-18.0

TE Part #1532179-7
M83513/03-A11N, MCKS-N1-B-9P6Q9-18.0



TE Part #2-1589486-7
STM037L84HN = SMT CONN



TE Part #2-1589486-8
STM051L84HN = SMT CONN

Documents

Product Drawings

CONN SAVER,62 POSN,AMPLIMITE

English

CAD Files

3D PDF

3D

Customer View Model

ENG_CVM_CVM_211013-4_AJ.2d_dxf.zip

English

Customer View Model

ENG_CVM_CVM_211013-4_AJ.3d_igs.zip

English

Customer View Model

ENG_CVM_CVM_211013-4_AJ.3d_stp.zip

English

By downloading the CAD file I accept and agree to the Terms and Conditions of use.

Agency Approvals

UL Report

English