# 2-292161-7 ✔ ACTIVE

AMP CT

TE Internal #: 2-292161-7

AMP CT, PCB Mount Header, Vertical, Wire-to-Board, 7 Position, 2mm [.079in] Centerline, 1 Row, Tin, Blue Housing Color, Partially Shrouded

View on TE.com >

Connectors > PCB Connectors > Wire-to-Board Connectors > Wire-to-Board Headers & Receptacles > CT 2mm Post Header Assy w/Kink - Vert.



PCB Connector Assembly Type: **PCB Mount Header**

PCB Mount Orientation: **Vertical**

Connector System: **Wire-to-Board**

Number of Positions: **7**

Centerline (Pitch): **2 mm [ .079 in ]**

All CT 2mm Post Header Assy w/Kink - Vert. (47)

## Features

### Product Type Features

| | |
|---|---|
| PCB Connector Assembly Type | PCB Mount Header |
| Connector System | Wire-to-Board |
| Header Type | Partially Shrouded |
| Sealable | No |
| Connector & Contact Terminates To | Printed Circuit Board |

### Configuration Features

| | |
|---|---|
| PCB Mount Orientation | Vertical |
| Number of Positions | 7 |
| Number of Rows | 1 |

### Electrical Characteristics

| | |
|---|---|
| Operating Voltage | 125 VAC |

### Contact Features

| | |
|---|---|
| Contact Layout | Inline |
| Contact Mating Area Length | 4.5 mm[.177 in] |
| Contact Retention Within Housing | Without |
| PCB Contact Termination Area Plating Material Thickness | 1 – 2 µm[39.37 – 78.73 µin] |
| Mating Pin Diameter | .6 mm[.024 in] |

| | |
|---|---|
| Contact Shape & Form | Round |
| PCB Contact Termination Area Plating Material | Tin |
| Contact Base Material | Brass |
| Contact Mating Area Plating Material | Tin |
| Contact Mating Area Plating Material Finish | Matte |
| Contact Mating Area Plating Material Thickness | 1 – 2 µm[39.37 – 78.73 µin] |
| Contact Type | Pin |
| Contact Current Rating (Max) | 4 A |

## Termination Features

| | |
|---|---|
| Round Termination Post & Tail Diameter | .6 mm[.024 in] |
| Termination Post & Tail Length | 3.2 mm[.126 in] |
| Termination Method to Printed Circuit Board | Through Hole - Solder |

## Mechanical Attachment

| | |
|---|---|
| Strain Relief | Without |
| Mating Alignment | Without |
| Panel Mount Feature | With |
| PCB Mount Retention Type | Kinked Legs |
| PCB Mount Alignment | Without |
| Mating Retention | Without |
| PCB Mount Retention | With |
| Connector Mounting Type | Board Mount |

## Housing Features

| | |
|---|---|
| Centerline (Pitch) | 2 mm[.079 in] |
| Housing Color | Blue |
| Housing Material | Nylon 66 |

## Dimensions

| | |
|---|---|
| Connector Length | 15.8 mm[.622 in] |
| Connector Height | 6.8 mm[.267 in] |
| Connector Width | 3.6 mm[.141 in] |
| PCB Thickness (Recommended) | .8 mm[.031 – .063 in] |
| Wire Size | 28 – 22 AWG |

## Usage Conditions

| | |
|---|---|
| Operating Temperature Range | -40 – 221 °C[-40 – 105 °F] |

### Operation/Application

| | |
|---|---|
| Assembly Process Feature | Pick and Place Cover |
| Circuit Application | Power & Signal |

### Industry Standards

| | |
|---|---|
| UL Flammability Rating | UL 94V-0 |
| Agency/Standard | UL |
| Agency/Standard Number | CSA, UL |
| CSA File Number | LR 7189 |
| UL File Number | E28476 |

### Packaging Features

| | |
|---|---|
| Packaging Quantity | 500 |
| Packaging Method | Bag/Box |

## Product Compliance

For compliance documentation, visit the product page on TE.com>

| | |
|---|---|
| EU RoHS Directive 2011/65/EU | Compliant |
| EU ELV Directive 2000/53/EC | Compliant |
| China RoHS 2 Directive MIIT Order No 32, 2016 | No Restricted Materials Above Threshold |
| EU REACH Regulation (EC) No. 1907/2006 | Current ECHA Candidate List: JAN 2021 (211)<br>Candidate List Declared Against: JAN 2021 (211)<br>Does not contain REACH SVHC |
| Halogen Content | Low Halogen - Br, Cl, F, I < 900 ppm per homogenous material. Also BFR/CFR/PVC Free |
| Solder Process Capability | Wave solder capable to 240°C |

Product Compliance Disclaimer

This information is provided based on reasonable inquiry of our suppliers and represents our current actual knowledge based on the information they provided. This information is subject to change. The part numbers that TE has identified as EU RoHS compliant have a maximum concentration of 0.1% by weight in homogenous materials for lead, hexavalent chromium, mercury, PBB, PBDE, DBP, BBP, DEHP, DIBP, and 0.01% for cadmium, or qualify for an exemption to these limits as defined in the Annexes of Directive 2011/65/EU (RoHS2). Finished electrical and electronic equipment products will be CE marked as required by Directive 2011/65/EU. Components may not be CE marked. Additionally, the part numbers that TE has identified as EU ELV compliant have a maximum concentration of 0.1% by weight in homogenous materials for lead, hexavalent chromium, and mercury, and 0.01% for cadmium, or qualify for an exemption to these limits as defined in the Annexes of Directive 2000/53/EC (ELV). Regarding the REACH Regulation, the information TE provides on SVHC in articles for this part number is based on the latest European Chemicals Agency (ECHA) 'Guidance on

requirements for substances in articles' posted at this URL: https://echa.europa.eu/guidance-documents/guidance-on-reach

## Compatible Parts

TE Part # CAT-AM7017-C7671
AMP COMMON TERMINATION CONTACTS

TE Part # CAT-AM7017-H8172
AMP COMMON TERMINATION HOUSINGS

## Also in the Series | AMP CT

PCB Connector Mounting(46)

Wire-to-Board Connector Assemblies & Housings(234)

Wire-to-Board Connector Contacts(8)



Wire-to-Board Headers & Receptacles (760)

## Customers Also Bought

TE Part #2308171-2
ZQSFP+ CAGE& CONN 2X2, EMI SPRING, BTB

TE Part #1-2040586-1
DYNAMIC 4000 REC AND TAB CONT

TE Part #2-1735481-1
Free Height Receptacle Conn: Board-Board, Vertical, 40, 0.8mm



TE Part #2-1735481-3
Free Height Receptacle Conn: Board-Board, Vertical, 80, 0.8mm

TE Part #1-1649328-9
RTD34005

TE Part #1-2232784-2
GIC 7.92MM CONN HDR ASS'Y 2POS RED

TE Part #104196-5
20 SYSTEM 50 RCPT ASSY SRRA

TE Part #1971895-3
3P, RAST 5 Tab Header, THV

TE Part #293267-1
7 POS. FASTIN-FASTON+ TAB HOUSING RAST 5

TE Part #8-1833003-5
RT424012WG

## Documents

### Product Drawings

CT P/HDR ASSY V 7P W/KINK BLUE

English

### CAD Files

3D PDF

3D

Customer View Model

ENG_CVM_CVM_2-292161-7_A.2d_dxf.zip

English

Customer View Model

ENG_CVM_CVM_2-292161-7_A.3d_igs.zip

English

Customer View Model

ENG_CVM_CVM_2-292161-7_A.3d_stp.zip

English

By downloading the CAD file I accept and agree to the Terms and Conditions of use.

### Datasheets & Catalog Pages

2.0MM_AMP_CT_CONNECTOR_SERIES_QUICK_REF_GUIDE

English

### Product Specifications

Product Specification

English

AMP COMMON TERMINATION (CT), CONNECTOR, 2mm PITCH, M/T TYPE, LEAD FREE VERSION

Japanese

Product Specification

Japanese