2-644488-3 ✔ ACTIVE

MTA | MTA 100

TE Internal #: 2-644488-3

MTA 100, PCB Mount Header, Right Angle, Wire-to-Board, 3 Position, 2.54mm [.1in] Centerline, 1 Row, Tin, Black Housing Color, Fully Shrouded

View on TE.com >

Connectors > PCB Connectors > Wire-to-Board Connectors > Wire-to-Board Headers & Receptacles >

Polyester Right Angle PCB Header: 2.54mm, Shrouded, With Mating Alignment

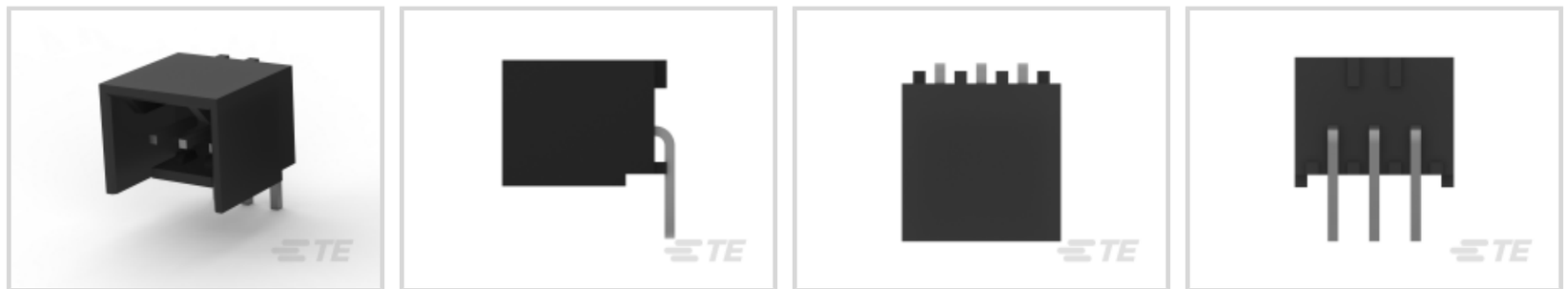

PCB Connector Assembly Type: **PCB Mount Header**

PCB Mount Orientation: **Right Angle**

Connector System: **Wire-to-Board**

Number of Positions: **3**

Centerline (Pitch): **2.54 mm [.1 in]**

All Polyester Right Angle PCB Header: 2.54mm, Shrouded, With Mating Alignment (43)

Features

Product Type Features

PCB Connector Assembly Type	PCB Mount Header
Connector System	Wire-to-Board
Header Type	Fully Shrouded
Sealable	No
Connector & Contact Terminates To	Printed Circuit Board

Configuration Features

PCB Mount Orientation	Right Angle
Number of Positions	3
Number of Rows	1

Electrical Characteristics

Operating Voltage	250 VAC

Contact Features

Contact Layout	Inline
Contact Mating Area Length	5.1 mm[.2 in]
Mating Square Post Dimension	.64 mm[.025 in]
Contact Retention Within Housing	Without
PCB Contact Termination Area Plating Material Thickness	3.81 – 6.3 µm[150 – 250 µin]
Contact Underplating Material Thickness	1.27 µm[50 µin]
PCB Contact Termination Area Plating Material Finish	Matte
Contact Shape & Form	Square
Contact Underplating Material	Nickel
PCB Contact Termination Area Plating Material	Tin
Contact Base Material	Copper Alloy
Contact Mating Area Plating Material	Tin
Contact Mating Area Plating Material Finish	Matte
Contact Mating Area Plating Material Thickness	3.81 – 6.3 µm[150 – 250 µin]
Contact Type	Pin
Contact Current Rating (Max)	5 A

Termination Features

Square Termination Post & Tail Dimension	.64 mm[.025 in]
Termination Post & Tail Length	3.3 mm[.13 in]
Termination Method to Wire & Cable	Solder
Termination Method to Printed Circuit Board	Through Hole - Solder

Mechanical Attachment

Strain Relief	Without
Mating Alignment Type	Polarizing Tab
Mating Alignment	With
Panel Mount Feature	Without
Mating Retention Type	Friction Lock
PCB Mount Alignment	Without
Mating Retention	With
PCB Mount Retention	Without
Connector Mounting Type	Board Mount

Housing Features

Right Angle Bending Side	Front
Centerline (Pitch)	2.54 mm[.1 in]
Housing Color	Black
Housing Material	Polyester - GF

Dimensions

Connector Length	12.29 mm[.484 in]
Connector Height	10.41 mm[.41 in]
PCB Thickness (Recommended)	1.6 mm[.063 in]

Usage Conditions

Operating Temperature Range	-55 – 105 °C[-67 – 221 °F]

Operation/Application

Circuit Application	Signal

Industry Standards

CSA Rating	Certified
UL Flammability Rating	UL 94V-0
Agency/Standard	CSA, UL
CSA File Number	LR7189
UL Rating	Recognized
UL File Number	E28476

Packaging Features

Packaging Quantity	500
Packaging Method	Box & Carton

Product Compliance

For compliance documentation, visit the product page on TE.com>

EU RoHS Directive 2011/65/EU	Compliant
EU ELV Directive 2000/53/EC	Compliant
China RoHS 2 Directive MIIT Order No 32, 2016	No Restricted Materials Above Threshold
EU REACH Regulation (EC) No. 1907/2006	Current ECHA Candidate List: JAN 2021 (211) Candidate List Declared Against: JAN 2021 (211) Does not contain REACH SVHC

Halogen Content	Not Low Halogen - contains Br or Cl > 900 ppm.
Solder Process Capability	Wave solder capable to 240°C

Product Compliance Disclaimer

This information is provided based on reasonable inquiry of our suppliers and represents our current actual knowledge based on the information they provided. This information is subject to change. The part numbers that TE has identified as EU RoHS compliant have a maximum concentration of 0.1% by weight in homogenous materials for lead, hexavalent chromium, mercury, PBB, PBDE, DBP, BBP, DEHP, DIBP, and 0.01% for cadmium, or qualify for an exemption to these limits as defined in the Annexes of Directive 2011/65/EU (RoHS2). Finished electrical and electronic equipment products will be CE marked as required by Directive 2011/65/EU. Components may not be CE marked. Additionally, the part numbers that TE has identified as EU ELV compliant have a maximum concentration of 0.1% by weight in homogenous materials for lead, hexavalent chromium, and mercury, and 0.01% for cadmium, or qualify for an exemption to these limits as defined in the Annexes of Directive 2000/53/EC (ELV). Regarding the REACH Regulation, the information TE provides on SVHC in articles for this part number is based on the latest European Chemicals Agency (ECHA) 'Guidance on requirements for substances in articles' posted at this URL: https://echa.europa.eu/guidance-documents/guidance-on-reach

Compatible Parts



TE Part # CAT-104MTA-NTPMR
Nylon Tin Plated Receptacle: 2.54mm, With Mating Alignment, MTA 100



TE Part # CAT-104MTA-NTPNR
Nylon Tin Plated Receptacle: 2.54mm, No Mating Alignment, MTA 100



TE Part # CAT-104MTA-NYLCC
Nylon PCB Connector Covers: 2.54 mm, MTA 100



TE Part # CAT-104MTA-PLSCC
Polyester PCB Connector Covers: 2.54 mm, MTA 100

Also in the Series | MTA 100



Insertion & Extraction Tools(2)



PCB Connector Covers(107)



PCB Connector Keying(1)



Standard Rectangular Connectors (1730)



Wire-to-Board Connector Contacts(18)



Wire-to-Board Headers & Receptacles (1182)

Customers Also Bought



TE Part #1658391-2
SFP+ Stacked Cage Assemblies



TE Part #1-643075-0
Nylon PCB Connector Covers: 2.54 mm, MTA 100



TE Part #8-1625999-7
Power Resistors: Aluminum Housed, HSC

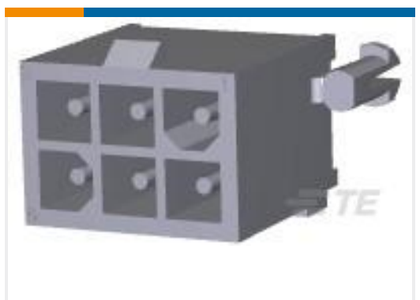

TE Part #1-770875-1
06P MINI UMNL HDR ASSY AU LF



TE Part #2-1393118-1
KUP-14D17-24=KU

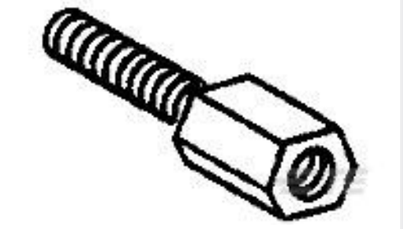

TE Part #174327-1
SCREW LOCK (M-2.6)



TE Part #1879022-1
SMD Power Resistor: 7 Watt, 200-2M Ohm



TE Part #1558661-3
PCB Power Relay: 30 amp, Monostable DC

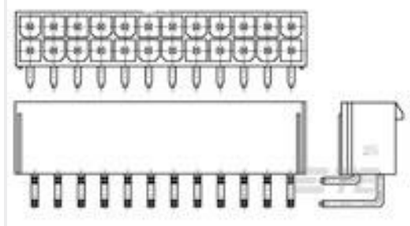

TE Part #1586042-6
6P VAL-U-LOK R/A HDR V0

TE Part #1462043-8
IME06TS=140MW 12V 2NO

Documents

Product Drawings

03P MTA100 SHRD HDR F/L R/A SN

English

CAD Files

3D PDF

3D

Customer View Model

ENG_CVM_CVM_2-644488-3_K_c-2-644488-3-k.2d_dxf.zip

English

Customer View Model

ENG_CVM_CVM_2-644488-3_K_c-2-644488-3-k.3d_igs.zip

English

Customer View Model

ENG_CVM_CVM_2-644488-3_K_c-2-644488-3-k.3d_stp.zip

English

By downloading the CAD file I accept and agree to the Terms and Conditions of use.

Datasheets & Catalog Pages

MTA, CST-100 II, SL-156 and AMP Economy Power (EP) Connectors

English

Product Specifications

Product Specification

English

Agency Approvals

CSA Certificate

English