292133-8 ✔ ACTIVE

AMP CT

TE Internal #: 292133-8

AMP CT, PCB Mount Header, Vertical, Wire-to-Board, 8 Position, 2mm [.078in] Centerline, 1 Row, Tin, Natural Housing Color, Partially Shrouded

View on TE.com >

Connectors > PCB Connectors > Wire-to-Board Connectors > Wire-to-Board Headers & Receptacles > CT 2mm Post Header Assembly: Box-V






PCB Connector Assembly Type: **PCB Mount Header**

PCB Mount Orientation: **Vertical**

Connector System: **Wire-to-Board**

Number of Positions: **8**

Centerline (Pitch): **2 mm [.078 in]**

All CT 2mm Post Header Assembly: Box-V (15)

Features

Product Type Features

PCB Connector Assembly Type	PCB Mount Header
Connector System	Wire-to-Board
Header Type	Partially Shrouded
Sealable	No
Connector & Contact Terminates To	Printed Circuit Board

Configuration Features

PCB Mount Orientation	Vertical
Number of Positions	8
Number of Rows	1

Electrical Characteristics

Operating Voltage	125 VAC

Contact Features

Contact Layout	Inline
Contact Mating Area Length	4.2 mm[.165 in]
Contact Retention Within Housing	Without
PCB Contact Termination Area Plating Material Thickness	1 µm[39.37 µin]
Mating Pin Diameter	.6 mm[.024 in]
Contact Shape & Form	Round, Rounded
PCB Contact Termination Area Plating Material	Tin
Contact Base Material	Brass
Contact Mating Area Plating Material	Tin
Contact Type	Pin
Contact Current Rating (Max)	4 A

Termination Features

Round Termination Post & Tail Diameter	.6 mm[.024 in]
Termination Post & Tail Length	3.2 mm[.126 in]
Termination Method to Printed Circuit Board	Through Hole - Solder

Mechanical Attachment

Strain Relief	Without
Mating Alignment Type	Polarization
Mating Alignment	With
Panel Mount Feature	Without
Mating Retention Type	Polarized Lock
PCB Mount Alignment	Without
Mating Retention	Without
PCB Mount Retention	Without
Connector Mounting Type	Board Mount

Housing Features

Centerline (Pitch)	2 mm[.078 in]
Housing Color	Natural
Housing Material	66 Nylon

Dimensions

Connector Length	17.8 mm[.701 in]
Connector Height	6.8 mm[.267 in]
Connector Width	5.8 mm[.228 in]

PCB Thickness (Recommended)	.8 mm[.031 – .063 in]
Wire Size	28 – 22 AWG

Usage Conditions

Operating Temperature Range	-30 – 105 °C[-22 – 221 °F]

Operation/Application

Assembly Process Feature	Pick and Place Cover
Circuit Application	Power & Signal

Industry Standards

UL Flammability Rating	UL 94V-0

Packaging Features

Packaging Quantity	500
Packaging Method	Bag/Box

Product Compliance

For compliance documentation, visit the product page on TE.com>

EU RoHS Directive 2011/65/EU	Compliant
EU ELV Directive 2000/53/EC	Compliant
China RoHS 2 Directive MIIT Order No 32, 2016	No Restricted Materials Above Threshold
EU REACH Regulation (EC) No. 1907/2006	Current ECHA Candidate List: JAN 2021 (211) Candidate List Declared Against: JAN 2021 (211) Does not contain REACH SVHC
Halogen Content	Low Halogen - Br, Cl, F, I < 900 ppm per homogenous material. Also BFR/CFR/PVC Free
Solder Process Capability	Wave solder capable to 265°C

Product Compliance Disclaimer

This information is provided based on reasonable inquiry of our suppliers and represents our current actual knowledge based on the information they provided. This information is subject to change. The part numbers that TE has identified as EU RoHS compliant have a maximum concentration of 0.1% by weight in homogenous materials for lead, hexavalent chromium, mercury, PBB, PBDE, DBP, BBP, DEHP, DIBP, and 0.01% for cadmium, or qualify for an exemption to these limits as defined in the Annexes of Directive 2011/65/EU (RoHS2). Finished electrical and electronic equipment products will be CE marked as required by Directive 2011/65/EU. Components may not be CE marked. Additionally, the part numbers that TE has identified as EU ELV compliant have a maximum concentration of 0.1% by weight in homogenous materials for lead, hexavalent chromium, and mercury, and 0.01% for cadmium, or qualify for an exemption to these limits as defined in the Annexes of Directive 2000/53/EC (ELV). Regarding the REACH Regulation, the information TE provides

on SVHC in articles for this part number is based on the latest European Chemicals Agency (ECHA) 'Guidance on requirements for substances in articles' posted at this URL: https://echa.europa.eu/guidance-documents/guidance-on-reach

Compatible Parts

TE Part # CAT-AM7017-C7671
AMP COMMON TERMINATION CONTACTS

TE Part # CAT-AM7017-H8172
AMP COMMON TERMINATION HOUSINGS

Also in the Series | AMP CT

PCB Connector Mounting(46)

Wire-to-Board Connector Assemblies & Housings(234)

Wire-to-Board Connector Contacts(8)

Wire-to-Board Headers & Receptacles (760)

Customers Also Bought

TE Part #1-353908-8
Mini Common Termination (CT) Housings

TE Part #8-1971793-1
Glow Wire Sig GRACE INERTIA Plug

TE Part #1-1734260-5
AMP HPI 1.25MM HEADERS

TE Part #1-292133-4
CT 2mm Post Header Assembly: Box-V

TE Part #1-1825139-7
A205SYCQ04

TE Part #1-640389-2
12P MTA156 HDR ASSY SQ R/A F/L

TE Part #1-770873-0
03P MINI UMNL HDR ASSY SN



TE Part #1586953-1
02P UMNL PIN HDR ASSY NATL, GW

TE Part #1-175218-2
DYNAMIC 3000 CONTACT

TE Part #1-967573-1
SIGNAL HEADER

Documents

Product Drawings

CT P/HDR ASSY BOX V 8P W/O KIN

English

CAD Files

3D PDF

3D

Customer View Model

ENG_CVM_CVM_292133-8_A.2d_dxf.zip

English

Customer View Model

ENG_CVM_CVM_292133-8_A.3d_igs.zip

English

Customer View Model

ENG_CVM_CVM_292133-8_A.3d_stp.zip

English

By downloading the CAD file I accept and agree to the Terms and Conditions of use.

Datasheets & Catalog Pages

2.0MM_AMP_CT_CONNECTOR_SERIES_QUICK_REF_GUIDE

English

Product Specifications

Product Specification

English

AMP COMMON TERMINATION (CT), CONNECTOR, 2mm PITCH, M/T TYPE, LEAD FREE VERSION

Japanese

Product Specification

Japanese

Product Environmental Compliance

TE Material Declaration

English