4-1971798-4 ✔ ACTIVE

Grace Inertia | GRACE INERTIA 2.5

TE Internal #: 4-1971798-4

GRACE INERTIA 2.5, PCB Mount Header, Vertical, Wire-to-Board, 4 Position, 2.5mm [.098in] Centerline, 1 Row, Tin, Yellow Housing Color, Fully Shrouded

View on TE.com >

Connectors > PCB Connectors > Wire-to-Board Connectors > Wire-to-Board Headers & Receptacles

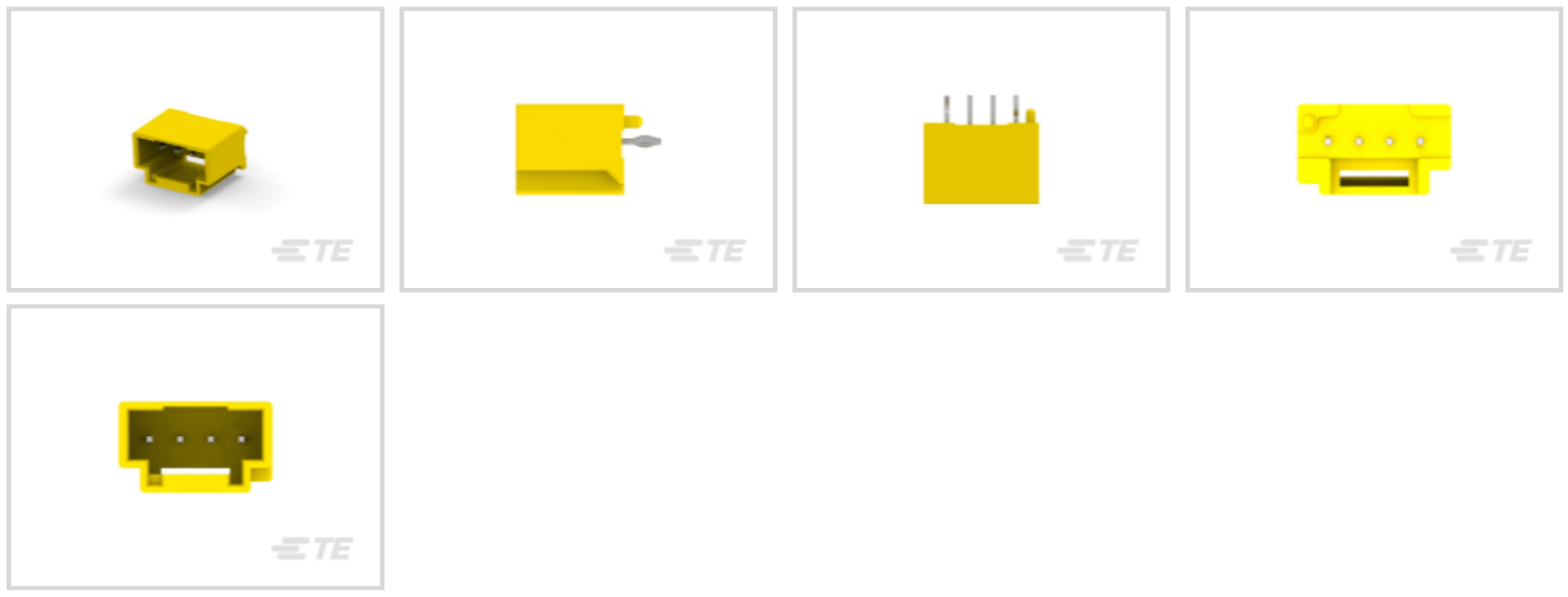

PCB Connector Assembly Type: **PCB Mount Header**

PCB Mount Orientation: **Vertical**

Connector System: **Wire-to-Board**

Number of Positions: **4**

Centerline (Pitch): **2.5 mm [.098 in]**

Features

Product Type Features

PCB Connector Assembly Type	PCB Mount Header
Connector System	Wire-to-Board
Header Type	Fully Shrouded
Connector & Contact Terminates To	Wire & Cable

Configuration Features

PCB Mount Orientation	Vertical
Number of Positions	4
Number of Rows	1

Contact Features

Mating Square Post Dimension	.5 mm[.02 in]
Contact Retention Within Housing	Without
Contact Mating Area Plating Material	Tin
Contact Mating Area Plating Material Finish	Matte
Contact Mating Area Plating Material Thickness	1 µm[40 µin]

Contact Type	Pin
Contact Current Rating (Max)	3 A

Termination Features

Rectangular Termination Post & Tail Thickness	.46 mm[.018 in]
Rectangular Termination Post & Tail Width	.5 mm[.02 in]
Termination Method to Printed Circuit Board	Through Hole - Solder

Mechanical Attachment

Mating Retention Type	Locking
PCB Mount Alignment	With
Mating Retention	With
PCB Mount Retention	With
Connector Mounting Type	Board Mount

Housing Features

Centerline (Pitch)	2.5 mm[.098 in]
Housing Color	Yellow
Housing Material	Nylon

Usage Conditions

Operating Temperature Range	-30 – 105 °C[-22 – 221 °F]

Operation/Application

Circuit Application	Signal

Industry Standards

UL Flammability Rating	UL 94V-0

Packaging Features

Packaging Method	Box

Product Compliance

For compliance documentation, visit the product page on TE.com>

EU RoHS Directive 2011/65/EU	Compliant
EU ELV Directive 2000/53/EC	Compliant
China RoHS 2 Directive MIIT Order No 32, 2016	No Restricted Materials Above Threshold
EU REACH Regulation (EC) No. 1907/2006	Current ECHA Candidate List: JAN 2021 (211)

	Candidate List Declared Against: JAN 2021 (211) Does not contain REACH SVHC
Halogen Content	Not Low Halogen - contains Br or Cl > 900 ppm.
Solder Process Capability	Not reviewed for solder process capability

Product Compliance Disclaimer

This information is provided based on reasonable inquiry of our suppliers and represents our current actual knowledge based on the information they provided. This information is subject to change. The part numbers that TE has identified as EU RoHS compliant have a maximum concentration of 0.1% by weight in homogenous materials for lead, hexavalent chromium, mercury, PBB, PBDE, DBP, BBP, DEHP, DIBP, and 0.01% for cadmium, or qualify for an exemption to these limits as defined in the Annexes of Directive 2011/65/EU (RoHS2). Finished electrical and electronic equipment products will be CE marked as required by Directive 2011/65/EU. Components may not be CE marked. Additionally, the part numbers that TE has identified as EU ELV compliant have a maximum concentration of 0.1% by weight in homogenous materials for lead, hexavalent chromium, and mercury, and 0.01% for cadmium, or qualify for an exemption to these limits as defined in the Annexes of Directive 2000/53/EC (ELV). Regarding the REACH Regulation, the information TE provides on SVHC in articles for this part number is based on the latest European Chemicals Agency (ECHA) 'Guidance on requirements for substances in articles' posted at this URL: https://echa.europa.eu/guidance-documents/guidance-on-reach

Compatible Parts



TE Part # CAT-G7534A-H342A
Glow Wire Sig GRACE INERTIA Header



TE Part # 2-1971798-5
NEW GI CONN2.5 HDR ASMBLY 2P BLK D1.0



TE Part # 3-1971798-5
NEW GI CONN2.5 HDR ASMBLY 3P BLK D1.0



TE Part # 4-1971798-2
NEW GI CONN2.5 HDR ASMBLY 4P BLU D1.0



TE Part # 4-1971798-5
NEW GI CONN2.5 HDR ASMBLY 4P BLK D1.0



TE Part # 4-1971800-1
NEW GI CONN2.5 HDR ASMBLY 4P NC D1.5



TE Part # 4-1971800-2
NEW GI CONN2.5 HDR ASMBLY 4P BLU D1.5



TE Part # 4-1971800-3
NEW GI CONN2.5 HDR ASMBLY 4P RED D1.5



TE Part # 4-1971800-4
NEW GI CONN2.5 HDR ASMBLY 4P YLW D1.5



TE Part # 7-1971800-4
NEW GI CONN2.5 HDR ASMBLY 7P YLW D1.5

Also in the Series | GRACE INERTIA 2.5



Connector Contacts(2)



PCB Latches, Locks & Retainers(5)



Rectangular Connector Housings(49)



Rectangular Connector Locking(2)



Rectangular Power Connectors(36)



Wire-to-Board Connector Assemblies & Housings(69)



Wire-to-Board Connector Contacts(4)



Wire-to-Board Headers & Receptacles (138)

Customers Also Bought



TE Part #1376383-1
Glow Wire Power Key Header



TE Part #1-2132415-2
EP2.5 Shrouded HDR ASSY 12P VERT w/oboss



TE Part #1-2232962-5
5P POTTED RAST 2.5 HEADER, SEL



TE Part #917790-2
2.5 SDL POST HDR ASSY 12P RED



TE Part #1-2232960-5
5P POTTED RAST 2.5 HEADER



TE Part #1-2232960-6
6P POTTED RAST 2.5 HEADER



TE Part #1-2232960-7
7P POTTED RAST 2.5 HEADER



TE Part #1-2232979-4
SGI2.0 PLUG ASSEMBLY 4P, KEY A, NTL



TE Part #1-2299683-5
EP2.5 HDR 5P VERT W/O BOSS, TAPING,RED



TE Part #1-2352002-5
5P MONOPLUG 2.5, SEL

Documents

Product Drawings

NEW GI CONN2.5 HDR ASMBLY 4P YLW D1.0

English

CAD Files

3D PDF

3D

Customer View Model

ENG_CVM_CVM_4-1971798-4_E_c-4-1971798-4-e.2d_dxf.zip

English

Customer View Model

ENG_CVM_CVM_4-1971798-4_E_c-4-1971798-4-e.3d_igs.zip

English

Customer View Model

ENG_CVM_CVM_4-1971798-4_E_c-4-1971798-4-e.3d_stp.zip

English

By downloading the CAD file I accept and agree to the Terms and Conditions of use.

Product Specifications

Application Specification

English

Product Environmental Compliance

MD_4-1971798-4_10102018858_dmtec

English

MD_4-1971798-4_10102018858_dmtec

English

Agency Approvals

UL Report

English