4-2299683-5 ✔ ACTIVE

Economy Power 2.5

TE Internal #: 4-2299683-5

Economy Power 2.5, PCB Mount Header, Vertical, Wire-to-Board, 5 Position, 2.5mm [.098in] Centerline, 1 Row, Tin, Yellow Housing Color, Fully Shrouded

View on TE.com >

Connectors > PCB Connectors > Wire-to-Board Connectors > Wire-to-Board Headers & Receptacles







PCB Connector Assembly Type: **PCB Mount Header**

PCB Mount Orientation: **Vertical**

Connector System: **Wire-to-Board**

Number of Positions: **5**

Centerline (Pitch): **2.5 mm [.098 in]**

Features

Product Type Features

PCB Connector Assembly Type	PCB Mount Header
Connector System	Wire-to-Board
Header Type	Fully Shrouded
Sealable	No
Connector & Contact Terminates To	Printed Circuit Board

Configuration Features

Connector Contact Load Condition	Fully Loaded
PCB Mount Orientation	Vertical
Number of Positions	5
Number of Rows	1

Electrical Characteristics

Operating Voltage	250 VAC

Contact Features

Contact Layout	Inline

Contact Mating Area Length	3.6 mm[.142 in]
Contact Retention Within Housing	Without
PCB Contact Termination Area Plating Material Thickness	2.032 µm[80 µin]
Mating Pin Diameter	.6 mm[.024 in]
Contact Shape & Form	Round
PCB Contact Termination Area Plating Material	Tin
Contact Base Material	Brass
Contact Mating Area Plating Material	Tin
Contact Mating Area Plating Material Finish	Bright
Contact Mating Area Plating Material Thickness	2 – 5 µm[80 – 200 µin]
Contact Type	Pin
Contact Current Rating (Max)	4.2 A

Termination Features

Round Termination Post & Tail Diameter	.6 mm[.024 in]
Termination Post & Tail Length	3.4 mm[.134 in]
Termination Method to Wire & Cable	Crimp
Termination Method to Printed Circuit Board	Through Hole - Solder

Mechanical Attachment

Mating Alignment Type	Polarization
Mating Alignment	With
PCB Mount Retention Type	Kinked Solder Tails
Mating Retention Type	Latch
PCB Mount Alignment	Without
Mating Retention	With
PCB Mount Retention	With
Connector Mounting Type	Board Mount

Housing Features

Centerline (Pitch)	2.5 mm[.098 in]
Housing Color	Yellow
Housing Material	PBT

Dimensions

Connector Length	15 mm[.59 in]

Connector Height	8.8 mm[.346 in]
Connector Width	6.4 mm[.252 in]
PCB Thickness (Recommended)	1.6 mm[.063 in]

Usage Conditions

Operating Temperature Range	-55 – 105 °C[-67 – 221 °F]

Operation/Application

Circuit Application	Power & Signal

Industry Standards

Glow Wire Rating	Standard Part - Not Glow Wire
UL Flammability Rating	UL 94V-0

Packaging Features

Packaging Quantity	450
Packaging Method	Tape

Product Compliance

For compliance documentation, visit the product page on TE.com>

EU RoHS Directive 2011/65/EU	Compliant
EU ELV Directive 2000/53/EC	Compliant
China RoHS 2 Directive MIIT Order No 32, 2016	No Restricted Materials Above Threshold
EU REACH Regulation (EC) No. 1907/2006	Current ECHA Candidate List: JAN 2021 (211) Candidate List Declared Against: JAN 2021 (211) Does not contain REACH SVHC
Halogen Content	Not Low Halogen - contains Br or Cl > 900 ppm.
Solder Process Capability	Not reviewed for solder process capability

Product Compliance Disclaimer

This information is provided based on reasonable inquiry of our suppliers and represents our current actual knowledge based on the information they provided. This information is subject to change. The part numbers that TE has identified as EU RoHS compliant have a maximum concentration of 0.1% by weight in homogenous materials for lead, hexavalent chromium, mercury, PBB, PBDE, DBP, BBP, DEHP, DIBP, and 0.01% for cadmium, or qualify for an exemption to these limits as defined in the Annexes of Directive 2011/65/EU (RoHS2). Finished electrical and electronic equipment products will be CE marked as required by Directive 2011/65/EU. Components may not be CE marked. Additionally, the part numbers that TE has identified as EU ELV compliant have a maximum concentration of 0.1% by weight in homogenous materials for lead, hexavalent chromium, and mercury, and 0.01% for cadmium, or qualify for an exemption to these limits as defined in the Annexes of Directive 2000/53/EC (ELV). Regarding the REACH Regulation, the information TE provides

on SVHC in articles for this part number is based on the latest European Chemicals Agency (ECHA) 'Guidance on requirements for substances in articles' posted at this URL: https://echa.europa.eu/guidance-documents/guidance-on-reach

Compatible Parts



TE Part # 1969442-5
EP 2.5 TPA Housing, 5 Pos



TE Part # 2232983-1
EP 2.5 LIF RCPT CONTACT, 24-20 AWG



TE Part # 1744423-1
EP 2.5 RCPT CONTACT, 24-20 AWG



TE Part # 1969443-5
EP 2.5 TPA Retainer, 5 Pos



TE Part # 2232905-1
EP 2.5 LIF RCPT CONTACT, 26-22 AWG

Also in the Series | Economy Power 2.5



Insertion & Extraction Tools(1)



PCB Latches, Locks & Retainers(49)



Rectangular Power Connectors(43)



Wire-to-Board Connector Assemblies & Housings(216)



Wire-to-Board Connector Contacts(6)



Wire-to-Board Headers & Receptacles (209)

Customers Also Bought



TE Part #5556416-1
MJ,TE,8P

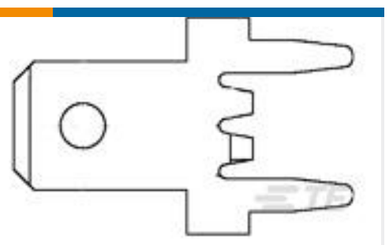

TE Part #63982-1
FASTON 187 PCB TAB TPBR LP



TE Part #215079-8
FEMALE-ON-BOARD CONNECTOR TOP ENTRY



TE Part #1-406525-1
IMJ,NO SHLD,8P,TRAY, SN



TE Part #1376421-1
10mm B-T-W Conn. 2P HDR ASSEMB



TE Part #2-1376421-3
10mm B-T-W Conn. 2P HDR ASSEMB



TE Part #1-2232960-6
6P POTTED RAST 2.5 HEADER



TE Part #3-1565036-5
EP CONN.HDR ASSY 5/8P SPECIAL (NO.2,5,7



TE Part #4-1971798-2
NEW GI CONN2.5 HDR ASMBLY 4P BLU D1.0

Documents

Product Drawings

EP2.5 HDR 5P VERT W/O BOSS,TAPING,YELLOW

English

CAD Files

3D PDF

3D

Customer View Model

ENG_CVM_CVM_4-2299683-5_A2.2d_dxf.zip

English

Customer View Model

ENG_CVM_CVM_4-2299683-5_A2.3d_igs.zip

English

Customer View Model

ENG_CVM_CVM_4-2299683-5_A2.3d_stp.zip

English

By downloading the CAD file I accept and agree to the Terms and Conditions of use.

Product Specifications

Application Specification

English