5-1971817-9 ✔ ACTIVE

RAST

TE Internal #: 5-1971817-9

PCB Mount Header, Vertical, Wire-to-Board, 9 Position, 2.5mm [.098in] Centerline, 1 Row, Tin, Natural Housing Color, Fully Shrouded

View on TE.com >

Connectors > PCB Connectors > Wire-to-Board Connectors > Wire-to-Board Headers & Receptacles





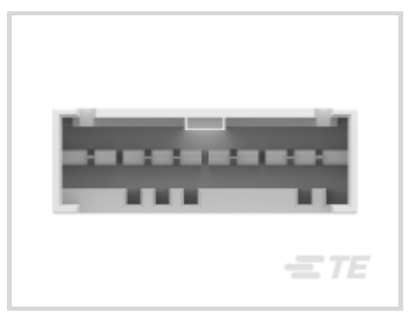

PCB Connector Assembly Type: **PCB Mount Header**

PCB Mount Orientation: **Vertical**

Connector System: **Wire-to-Board**

Number of Positions: **9**

Centerline (Pitch): **2.5 mm [.098 in]**

Features

Product Type Features

PCB Connector Assembly Type	PCB Mount Header
Connector System	Wire-to-Board
Header Type	Fully Shrouded
Sealable	No
Connector & Contact Terminates To	Printed Circuit Board

Configuration Features

Keying & Polarized Position Locations	C,D,E,I,J
Number of Columns	9
PCB Mount Orientation	Vertical
Number of Positions	9
Number of Rows	1

Electrical Characteristics

Operating Voltage	250 VAC

Contact Features

Contact Layout	Inline
Contact Retention Within Housing	Without
PCB Contact Termination Area Plating Material Thickness	3.8 µm[149.6 µin]
Mating Tab Width	1.5 mm[.059 in]
Mating Tab Thickness	.6 mm[.024 in]
Contact Underplating Material Thickness	1.27 µm[50 µin]
PCB Contact Termination Area Plating Material Finish	Matte
Contact Shape & Form	Rectangle
Contact Underplating Material	Nickel
PCB Contact Termination Area Plating Material	Tin
Contact Base Material	Copper Alloy
Contact Mating Area Plating Material	Tin
Contact Mating Area Plating Material Finish	Matte
Contact Mating Area Plating Material Thickness	3.8 µm[149.6 µin]
Contact Type	Tab
Contact Current Rating (Max)	2 A

Termination Features

Rectangular Termination Post & Tail Thickness	.6 mm[.024 in]
Rectangular Termination Post & Tail Width	.65 mm[.026 in]
Termination Post & Tail Length	2.9 mm[.11 in]
Termination Method to Printed Circuit Board	Through Hole - Solder

Mechanical Attachment

PCB Mount Alignment Type	Locating Posts
Mating Retention Type	Latch
PCB Mount Alignment	With
Mating Retention	With
PCB Mount Retention	Without
Connector Mounting Type	Board Mount

Housing Features

Centerline (Pitch)	2.5 mm[.098 in]
Housing Color	Natural
Housing Material	Nylon

Dimensions

Connector Length	25.1 mm[.98 in]
Connector Height	15.5 mm[.61 in]
Connector Width	9.2 mm[.36 in]
PCB Thickness (Recommended)	1.6 – 2 mm[.063 – .079 in]

Usage Conditions

Operating Temperature Range	-40 – 120 °C[-40 – 248 °F]

Operation/Application

Circuit Application	Signal

Industry Standards

UL Flammability Rating	UL 94V-0
Agency/Standard	UL
UL Rating	Recognized
UL File Number	E28476

Packaging Features

Packaging Quantity	120
Packaging Method	Carton, Tube/Box

Product Compliance

For compliance documentation, visit the product page on TE.com>

EU RoHS Directive 2011/65/EU	Compliant
EU ELV Directive 2000/53/EC	Compliant
China RoHS 2 Directive MIIT Order No 32, 2016	No Restricted Materials Above Threshold
EU REACH Regulation (EC) No. 1907/2006	Current ECHA Candidate List: JAN 2021 (211) Candidate List Declared Against: JAN 2021 (211) Does not contain REACH SVHC
Halogen Content	Not Low Halogen - contains Br or Cl > 900 ppm.
Solder Process Capability	Not reviewed for solder process capability

Product Compliance Disclaimer

This information is provided based on reasonable inquiry of our suppliers and represents our current actual knowledge based on the information they provided. This information is subject to change. The part numbers that TE has identified as EU RoHS compliant have a maximum concentration of 0.1% by weight in homogenous materials for lead, hexavalent

chromium, mercury, PBB, PBDE, DBP, BBP, DEHP, DIBP, and 0.01% for cadmium, or qualify for an exemption to these limits as defined in the Annexes of Directive 2011/65/EU (RoHS2). Finished electrical and electronic equipment products will be CE marked as required by Directive 2011/65/EU. Components may not be CE marked. Additionally, the part numbers that TE has identified as EU ELV compliant have a maximum concentration of 0.1% by weight in homogenous materials for lead, hexavalent chromium, and mercury, and 0.01% for cadmium, or qualify for an exemption to these limits as defined in the Annexes of Directive 2000/53/EC (ELV). Regarding the REACH Regulation, the information TE provides on SVHC in articles for this part number is based on the latest European Chemicals Agency (ECHA) 'Guidance on requirements for substances in articles' posted at this URL: https://echa.europa.eu/guidance-documents/guidance-on-reach

Compatible Parts



TE Part # 1-2232892-9
9P MONOPLUG 2.5



TE Part # 5-1971819-9
9P,RAST 2.5 Tab Header,In- Locking, THV

Customers Also Bought

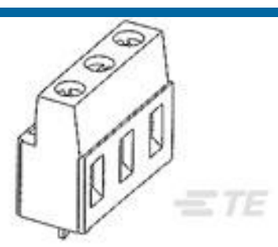

TE Part #282844-4
TERMI-BLOK PCB MOUNT 90 4P.



TE Part #1971845-5
5P, RAST 5 Tab Header, THV



TE Part #2213771-7
AV22 DPL 5A NO LED



TE Part #2-2176329-2
CRGP 1210 560R 1%



TE Part #9-1625890-5
2W SM MOX 5% R22

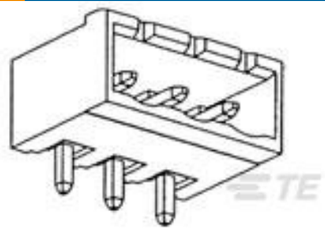

TE Part #282962-2
TERMI-BLOK HEADER ASSY90 2P.

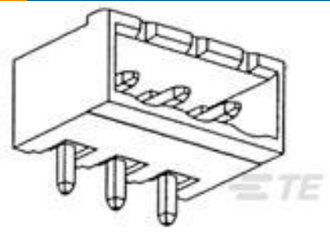

TE Part #282962-3
TERMI-BLOK HEADER ASSY90 3P.



TE Part #2-284865-3
DUOPLUG side lock., 3 pos,fully, 1/2



TE Part #1-1971817-6
6P,RAST 2.5 Tab Header,Ex- Locking, THV



TE Part #1971817-3
3P,RAST 2.5 Tab Header,Ex- Locking, THV

Documents

CAD Files

3D PDF

3D

Customer View Model

ENG_CVM_CVM_5-1971817-9_B.2d_dxf.zip

English

Customer View Model

ENG_CVM_CVM_5-1971817-9_B.3d_igs.zip

English

Customer View Model

ENG_CVM_CVM_5-1971817-9_B.3d_stp.zip

English

By downloading the CAD file I accept and agree to the **Terms and Conditions** of use.

Datasheets & Catalog Pages

7-1773465-3_RAST2.5_Flyer

English

Product Specifications

Product Specification

English

Agency Approvals

VDE Certificate

English