

917729-1 ✓ ACTIVE

AMP Signal Double Lock


TE Internal #: 917729-1

AMP Signal Double Lock, PCB Mount Header, Vertical, Wire-to-Board, 9 Position, 2.5mm [.098in] Centerline, 1 Row, Tin, Natural Housing Color

[View on TE.com >](#)



Connectors > PCB Connectors > Wire-to-Board Connectors > Wire-to-Board Headers & Receptacles



PCB Connector Assembly Type: **PCB Mount Header**

PCB Mount Orientation: **Vertical**

Connector System: **Wire-to-Board**

Number of Positions: **9**

Centerline (Pitch): **2.5 mm [.098 in]**

Features

Product Type Features

PCB Connector Assembly Type	PCB Mount Header
Connector System	Wire-to-Board
Header Type	Fully Shrouded
Sealable	No
Connector & Contact Terminates To	Printed Circuit Board

Configuration Features

PCB Mount Orientation	Vertical
Number of Positions	9
Number of Rows	1

Electrical Characteristics

Operating Voltage	250 VAC
-------------------	---------

Body Features

Connector Profile	High
-------------------	------



Contact Features

Contact Layout	Inline
Contact Mating Area Length	4.7 mm[.18 in]
Mating Square Post Dimension	.64 mm[.025 in]
Contact Retention Within Housing	Without
PCB Contact Termination Area Plating Material Thickness	.8 – 2.5 μm [31.49 – 98.42 μin]
Contact Underplating Material Thickness	.5 – 1.2 μm [19.68 – 47.24 μin]
PCB Contact Termination Area Plating Material Finish	Matte
Contact Shape & Form	Square
Contact Underplating Material	Copper
PCB Contact Termination Area Plating Material	Tin
Contact Base Material	Copper Alloy
Contact Mating Area Plating Material	Tin
Contact Mating Area Plating Material Finish	Matte
Contact Mating Area Plating Material Thickness	.8 μm [31.49 μin]
Contact Type	Post
Contact Current Rating (Max)	3 A

Termination Features

Square Termination Post & Tail Dimension	.64 mm[.025 in]
Termination Post & Tail Length	3.18 mm[.125 in]
Termination Method to Printed Circuit Board	Through Hole - Solder

Mechanical Attachment

PCB Mount Alignment Type	Boss
Strain Relief	Without
Mating Alignment Type	Polarization
Mating Alignment	With
PCB Mount Retention Type	Kinked
Mating Retention Type	Latch
PCB Mount Alignment	With
Mating Retention	With
PCB Mount Retention	With
Connector Mounting Type	Board Mount

Housing Features



Centerline (Pitch)	2.5 mm[.098 in]
Housing Color	Natural
Housing Material	Nylon 6/6 GF

Dimensions

Connector Length	25 mm[.98 in]
Connector Height	15.3 mm[.6 in]
Connector Width	8.2 mm[.32 in]
PCB Thickness (Recommended)	1.6 mm[.063 in]

Usage Conditions

Operating Temperature Range	-30 – 105 °C[-22 – 221 °F]
-----------------------------	----------------------------

Operation/Application

Circuit Application	Signal
---------------------	--------

Industry Standards

CSA Rating	Certified
Glow Wire Rating	Glow Wire
UL Flammability Rating	UL 94V-0
Agency/Standard	CSA, UL
UL Rating	Recognized

Packaging Features

Packaging Quantity	150
Packaging Method	Bag/Box

Product Compliance

For compliance documentation, visit the product page on [TE.com](https://www.te.com)>

EU RoHS Directive 2011/65/EU	Compliant
EU ELV Directive 2000/53/EC	Compliant
China RoHS 2 Directive MIIT Order No 32, 2016	No Restricted Materials Above Threshold
EU REACH Regulation (EC) No. 1907/2006	Current ECHA Candidate List: JAN 2021 (211) Candidate List Declared Against: JAN 2021 (211) Does not contain REACH SVHC
Halogen Content	Not Low Halogen - contains Br or Cl > 900 ppm.

Solder Process Capability

Wave solder capable to 265°C

Product Compliance Disclaimer

This information is provided based on reasonable inquiry of our suppliers and represents our current actual knowledge based on the information they provided. This information is subject to change. The part numbers that TE has identified as EU RoHS compliant have a maximum concentration of 0.1% by weight in homogenous materials for lead, hexavalent chromium, mercury, PBB, PBDE, DBP, BBP, DEHP, DIBP, and 0.01% for cadmium, or qualify for an exemption to these limits as defined in the Annexes of Directive 2011/65/EU (RoHS2). Finished electrical and electronic equipment products will be CE marked as required by Directive 2011/65/EU. Components may not be CE marked. Additionally, the part numbers that TE has identified as EU ELV compliant have a maximum concentration of 0.1% by weight in homogenous materials for lead, hexavalent chromium, and mercury, and 0.01% for cadmium, or qualify for an exemption to these limits as defined in the Annexes of Directive 2000/53/EC (ELV). Regarding the REACH Regulation, the information TE provides on SVHC in articles for this part number is based on the latest European Chemicals Agency (ECHA) 'Guidance on requirements for substances in articles' posted at this URL: <https://echa.europa.eu/guidance-documents/guidance-on-reach>

Compatible Parts




TE Part # CAT-SI261-P729
STD Temp Signal Double Lock Plug




TE Part # CAT-SI261-P729A
Glow Wire Signal Double Lock Plug

Also in the Series | AMP Signal Double Lock




Connector Contacts(9)




Insertion & Extraction Tools(1)




PCB Connector Seals(1)




PCB Latches, Locks & Retainers(17)



Rectangular Caps & Covers(1)



Rectangular Connector Housings(23)



Rectangular Connector Locking(2)




Rectangular Connector Seals(10)



Rectangular Power Connectors(3)




Standard Rectangular Connectors(1)



Wire-to-Board Connector Assemblies & Housings(74)



Wire-to-Board Connector Contacts(6)



Wire-to-Board Headers & Receptacles (157)

Customers Also Bought



TE Part #179849-1
STD Temp Power Double Lock Header



TE Part #2108504-1
STD Temp Signal Double Lock Plug



TE Part #1743206-2
POSITIVE LOCK 250 RECEPTACLE



TE Part #2-84534-2
1.25mm FPC Connectors



TE Part #5-917693-1
Glow Wire Signal Double Lock Plug



TE Part #6-1415899-2
PCB Power Relay: 12-16 Amp,
Monostable



TE Part #917787-1
2.5 S.D.L POST HDR ASY 9P STD



TE Part #4-178488-1
AMP U/P SGL ROW HDR ASSY V 4P



TE Part #1318558-1
SMARTEC SPRING LOCK LEVER ASSY



TE Part #316094-2
2.5 S.D.L. CAP HSG 10P RED

Documents



Product Drawings

2.5 SIGNAL D/LOCK HDR ASSY 9P

English

CAD Files

3D PDF

3D

Customer View Model

[ENG_CVM_917729-1_C.3d_igs.zip](#)

English

Customer View Model

[ENG_CVM_917729-1_C.3d_stp.zip](#)

English

Customer View Model

[ENG_CVM_917729-1_C.2d_dxf.zip](#)

English

3D PDF

English

Customer View Model

[ENG_CVM_CVM_917729-1_G.2d_dxf.zip](#)

English

Customer View Model

[ENG_CVM_CVM_917729-1_G.3d_igs.zip](#)

English

Customer View Model

[ENG_CVM_CVM_917729-1_G.3d_stp.zip](#)

English

By downloading the CAD file I accept and agree to the [Terms and Conditions](#) of use.

Datasheets & Catalog Pages

SOFT_SHELL_PIN_AND_SOCKET_CONNECTORS_CATALOG

English

1773458-3_2.5MM_SIGNAL_DOUBLE_LOCK_CONNECTORS

English

Product Specifications

Application Specification

English

Conditions of 2.5mm Signal Double Lock Contacts

English

Product Environmental Compliance

TE Material Declaration

English

Instruction Sheets



[Instruction Sheet \(non U.S.\)](#)

English

[AMP 2.5 SIGNAL DOUBLE LOCK CONNECTOR SERIES](#)

English

[Agency Approvals](#)

[CSA Certificate](#)

English

[CSA Certificate](#)

English