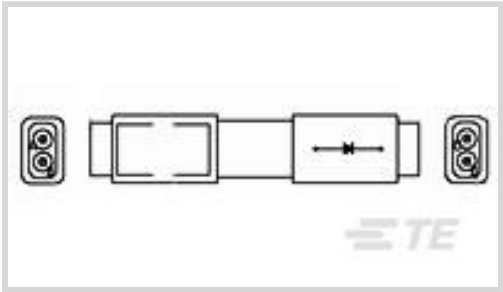




Connectors > Terminal Junction Modules & Accessories > Junction Splices



Junction Splice Type: **Dual**  
Compatible With Contact Size: **20**  
Connector System: **Wire-to-Wire**  
Number of Positions: **2**  
Centerline (Pitch): **3.3 mm [ .13 in ]**

Features

Product Type Features

Diode Circuit Number	1N5367B
Product Type	Terminal Junction System Component
Terminal Junction System Component Type	Electronic Splice-Diode
Junction Splice Type	Dual
Connector System	Wire-to-Wire
Sealable	Yes
Connector & Contact Terminates To	Wire & Cable

Configuration Features

Number of Positions	2
---------------------	---

Electrical Characteristics

Diode Voltage Rating	43 V
Diode Current Rating	.03 A

Body Features

Grommet Color	Red
Grommet Material	Fluorosilicone Rubber, Silicone Rubber

Contact Features

Contact Mating Area Plating Material	Gold
Compatible With Contact Size	20



Contact Current Rating (Max)	1 A
------------------------------	-----

Mechanical Attachment

Connector Mounting Type	Board Mount
-------------------------	-------------

Housing Features

Centerline (Pitch)	3.3 mm[.13 in]
--------------------	----------------

Usage Conditions

Operating Temperature Range	-55 – 105 °C[-67 – 221 °F]
-----------------------------	----------------------------

Operation/Application

Circuit Application	Signal
---------------------	--------

Product Compliance

For compliance documentation, visit the product page on TE.com>


EU RoHS Directive 2011/65/EU	Compliant
EU ELV Directive 2000/53/EC	Compliant
China RoHS 2 Directive MIIT Order No 32, 2016	No Restricted Materials Above Threshold
EU REACH Regulation (EC) No. 1907/2006	Current ECHA Candidate List: JAN 2021 (211) Candidate List Declared Against: JUN 2020 (209) SVHC > Threshold: Octamethylcyclotetrasiloxane (D4) (1% in Grommet) <b>Article Safe Usage Statements:</b> Wash thoroughly after handling. Recycle if possible and dispose of the article by following all applicable governmental regulations relevant to your geographic location.
Halogen Content	Out of Scope - excluded from Halogen requirements
Solder Process Capability	Not applicable for solder process capability

Product Compliance Disclaimer


This information is provided based on reasonable inquiry of our suppliers and represents our current actual knowledge based on the information they provided. This information is subject to change. The part numbers that TE has identified as EU RoHS compliant have a maximum concentration of 0.1% by weight in homogenous materials for lead, hexavalent chromium, mercury, PBB, PBDE, DBP, BBP, DEHP, DIBP, and 0.01% for cadmium, or qualify for an exemption to these limits as defined in the Annexes of Directive 2011/65/EU (RoHS2). Finished electrical and electronic equipment products will be CE marked as required by Directive 2011/65/EU. Components may not be CE marked. Additionally, the part numbers that TE has identified as EU ELV compliant have a maximum concentration of 0.1% by weight in homogenous materials for lead, hexavalent chromium, and mercury, and 0.01% for cadmium, or qualify for an exemption to these limits as defined in the Annexes of Directive 2000/53/EC (ELV). Regarding the REACH Regulation, the information TE provides on SVHC in articles for this part number is based on the latest European Chemicals Agency (ECHA) ‘Guidance on requirements for substances in articles’ posted at this URL: <https://echa.europa.eu/guidance-documents/guidance-on-reach>



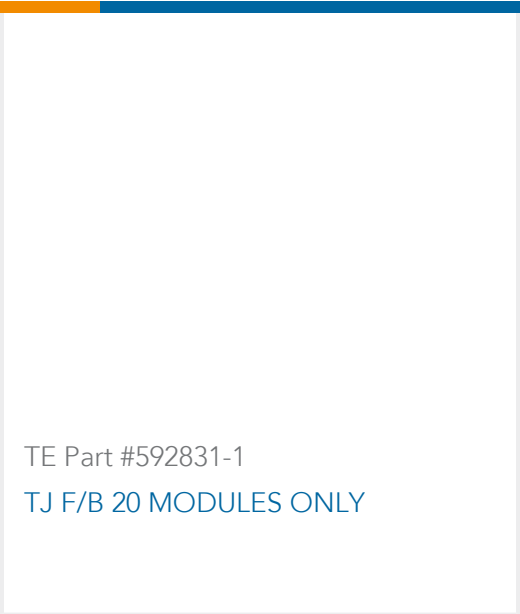
Customers Also Bought




TE Part #289359-000  
HEX40-AC-90-11-A2-1



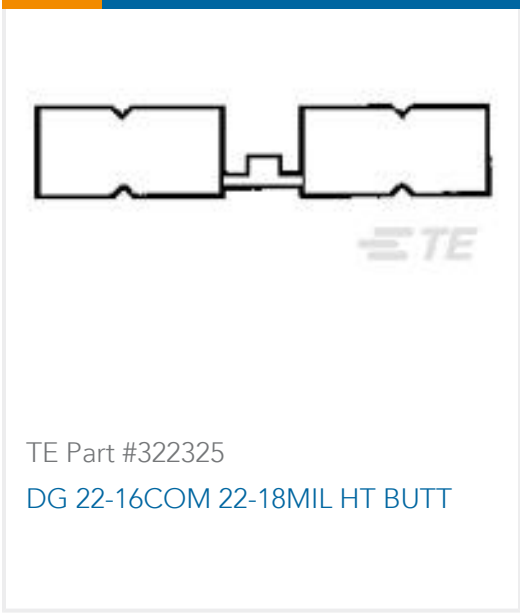
TE Part #778914-000  
342A024-25/42-0




TE Part #592831-1  
TJ F/B 20 MODULES ONLY



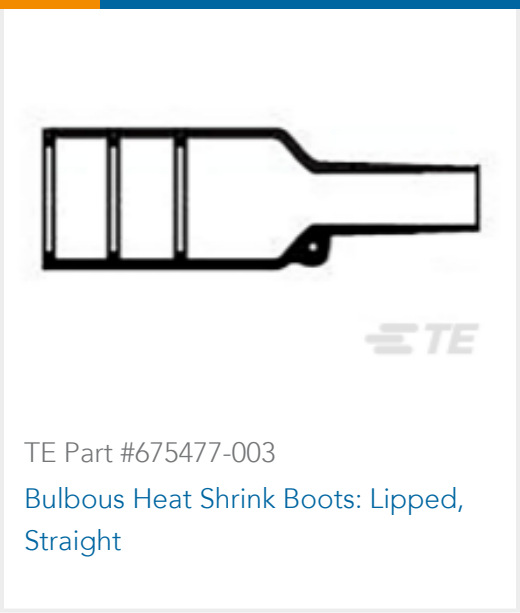
TE Part #CM6243-000  
HEX40-KC-00-11-A2-1




TE Part #322325  
DG 22-16COM 22-18MIL HT BUTT



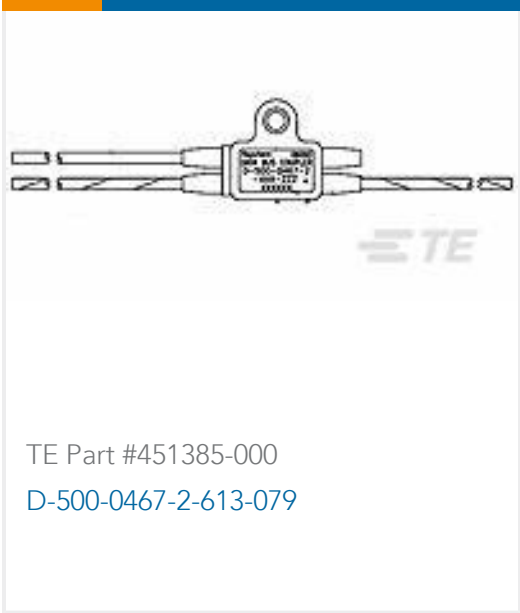
TE Part #723486-002  
Bulbous Heat Shrink Boots: Lipped, Right Angle




TE Part #675477-003  
Bulbous Heat Shrink Boots: Lipped, Straight



TE Part #YDTS26F21-39PB0000  
Straight Plug: D38999, 21-39 Insert, Electroless Nickel Plating



TE Part #451385-000  
D-500-0467-2-613-079



TE Part #567101-000  
AT053-32

Documents

Product Drawings

SPLICE

English

CAD Files

3D PDF

3D

Customer View Model

ENG\_CVM\_CVM\_591890-1\_E.2d\_dxf.zip

English

Customer View Model

ENG\_CVM\_CVM\_591890-1\_E.3d\_igs.zip

English

Customer View Model

ENG\_CVM\_CVM\_591890-1\_E.3d\_stp.zip

English

By downloading the CAD file I accept and agree to the [Terms and Conditions](#) of use.



[Datasheets & Catalog Pages](#)  
[Products for Aerospace and Defense](#)  
English