



Relays, Contactors &amp; Switches &gt; Relays &gt; Power Relays

Power Relay Type: **Standard**Coil Magnetic System: **Monostable, DC**Coil Power Rating Class: **200 – 300 mW**Coil Power Rating DC: **211 mW**Coil Resistance: **2725 Ω**

## Features

### Product Type Features

Power Relay Type	Standard
------------------	----------

### Electrical Characteristics

Insulation Initial Dielectric Between Coil & Contact Class	3500 – 4000 V
Insulation Initial Dielectric Between Open Contacts	1000 Vrms
Contact Limiting Making Current	5 A
Contact Limiting Short-Time Current	5 A
Contact Limiting Continuous Current	5 A
Insulation Creepage Class	3 – 5.5 mm
Insulation Initial Dielectric Between Contacts & Coil	4000 Vrms
Insulation Initial Resistance	10000000 MΩ
Insulation Creepage Between Contact & Coil	4 mm[.157 in]
Contact Limiting Breaking Current	5 A
Coil Magnetic System	Monostable, DC
Coil Power Rating Class	200 – 300 mW
Coil Power Rating DC	211 mW
Coil Resistance	2725 Ω
Coil Special Features	UL Coil Insulation Class F
Coil Voltage Rating	24 VDC



Contact Switching Load (Min)	1mA @ 1V
Contact Switching Voltage (Max)	400 VAC
Contact Voltage Rating	250 VAC

### Body Features

Insulation Special Features	Tracking Index of Relay Base PTI250
Product Weight	5 g[.1764 oz]

### Contact Features

Contact Plating Material	Gold
Contact Arrangement	1 Form C (CO)
Contact Current Class	5 – 10 A, 16 A
Contact Current Rating (Max)	5 A
Contact Material	AgNi90/10
Contact Number of Poles	1
Terminal Type	PCB-THT

### Mechanical Attachment

Relay Mounting Type	Printed Circuit Board
---------------------	-----------------------

### Dimensions

Length Class (Mechanical)	16 – 20 mm
Insulation Clearance Class	2.5 – 4 mm
Height Class (Mechanical)	9 – 10 mm
Insulation Clearance Between Contact & Coil	3.2 mm[.126 in]
Width Class (Mechanical)	8 – 10 mm
Product Width	10 mm[.394 in]
Product Length	20 mm[.787 in]
Product Height	10 mm[.394 in]

### Usage Conditions

Environmental Ambient Temperature Class	70 – 85 °C
Environmental Ambient Temperature (Max)	85 °C[185 °F]

### Packaging Features

Packaging Method	Box & Tube, Carton
------------------	--------------------

### Product Compliance

For compliance documentation, visit the product page on [TE.com](https://www.te.com)>

EU RoHS Directive 2011/65/EU	Compliant
EU ELV Directive 2000/53/EC	Compliant
China RoHS 2 Directive MIIT Order No 32, 2016	No Restricted Materials Above Threshold
EU REACH Regulation (EC) No. 1907/2006	<p>Current ECHA Candidate List: JAN 2021 (211)</p> <p>Candidate List Declared Against: JAN 2021 (211)</p> <p>SVHC &gt; Threshold: 4,4'-isopropylidenediphenol (Bisphenol A) (.3% in Component Part)</p> <p><b>Article Safe Usage Statements:</b> Do not eat, drink or smoke when using this product. Wash thoroughly after handling. Recycle if possible and dispose of the article by following all applicable governmental regulations relevant to your geographic location.</p>
Halogen Content	Not Low Halogen - contains Br or Cl > 900 ppm.
Solder Process Capability	Wave solder capable to 265°C

#### Product Compliance Disclaimer

This information is provided based on reasonable inquiry of our suppliers and represents our current actual knowledge based on the information they provided. This information is subject to change. The part numbers that TE has identified as EU RoHS compliant have a maximum concentration of 0.1% by weight in homogenous materials for lead, hexavalent chromium, mercury, PBB, PBDE, DBP, BBP, DEHP, DIBP, and 0.01% for cadmium, or qualify for an exemption to these limits as defined in the Annexes of Directive 2011/65/EU (RoHS2). Finished electrical and electronic equipment products will be CE marked as required by Directive 2011/65/EU. Components may not be CE marked. Additionally, the part numbers that TE has identified as EU ELV compliant have a maximum concentration of 0.1% by weight in homogenous materials for lead, hexavalent chromium, and mercury, and 0.01% for cadmium, or qualify for an exemption to these limits as defined in the Annexes of Directive 2000/53/EC (ELV). Regarding the REACH Regulation, the information TE provides on SVHC in articles for this part number is based on the latest European Chemicals Agency (ECHA) 'Guidance on requirements for substances in articles' posted at this URL: <https://echa.europa.eu/guidance-documents/guidance-on-reach>

## Compatible Parts






Also in the Series | **SCHRACK Miniature PCB Relay PE bistable**



Power Relays(40)

## Customers Also Bought

TE Part #1-281695-2  
HE13/HE14 TH Headers, SRSTTE Part #1-281698-2  
HE13/HE14 TH Headers, SRRATE Part #1-1623808-3  
Wirewound Resistor: Horizontal MountTE Part #1-1393219-0  
PE014024TE Part #1-1879353-6  
RR02 5% 18K AMMOTE Part #1-148167-5  
064 EURO TYP C RECP 13MM ASSYTE Part #1-1734577-4  
MOD-JK,8P8C,SHD W/LED, G/G,50U"TE Part #1-1761609-1  
IDC LOW PRO HDR 34P RA SHT LATTE Part #927771-1  
TIMER, RECEPTACLE AND TABTE Part #1-1879334-2  
CPF 0603 2R61 1% 50PPM 1K RL

## Documents

### CAD Files

3D PDF

3D

### Customer View Model

[ENG\\_CVM\\_CVM\\_1-1393219-5\\_A.2d\\_dxf.zip](#)

English

### Customer View Model

[ENG\\_CVM\\_CVM\\_1-1393219-5\\_A.3d\\_igs.zip](#)



English

### Customer View Model

[ENG\\_CVM\\_CVM\\_1-1393219-5\\_A.3d\\_stp.zip](#)

English

By downloading the CAD file I accept and agree to the [Terms and Conditions](#) of use.

---

## Datasheets & Catalog Pages

### Lighting Relays Guide

English

### Miniature PCB Relay PE

English

### Industrial Relays Quick Reference Guide

English

### Industrial Relays Quick Reference Guide

Japanese

### Industrial Relays Quick Reference Guide

---

## Product Specifications

### Definitions, Handling, Processing, Testing and Use of Relays

English

---

## Agency Approvals

### VDE Certificate

English