RY611005 ✔ ACTIVE

SCHRACK | SCHRACK Miniature Power PCB RYII

TE Internal #: 1-1393225-7

SCHRACK Miniature Power PCB RYII, Power Relays, Standard, Monostable, DC, 200 – 300mW Coil Power Rating Class, 223mW Coil Power Rating DC

View on TE.com >

Relays, Contactors & Switches > Relays > Power Relays

Power Relay Type: **Standard**

Coil Magnetic System: **Monostable, DC**

Coil Power Rating Class: **200 – 300 mW**

Coil Power Rating DC: **223 mW**

Coil Resistance: **112 Ω**

Features

Product Type Features

Power Relay Type	Standard

Electrical Characteristics

Insulation Initial Dielectric Between Coil & Contact Class	4000 V
Insulation Initial Dielectric Between Open Contacts	1000 Vrms
Contact Limiting Making Current	8 A
Contact Limiting Short-Time Current	8 A
Contact Limiting Continuous Current	8 A
Insulation Creepage Class	5.5 – 8 mm
Insulation Initial Dielectric Between Contacts & Coil	5000 Vrms
Insulation Creepage Between Contact & Coil	8 mm[.315 in]
Contact Limiting Breaking Current	8 A
Coil Magnetic System	Monostable, DC
Coil Power Rating Class	200 – 300 mW
Coil Power Rating DC	223 mW
Coil Resistance	112 Ω
Coil Special Features	UL Coil Insulation Class F
Coil Voltage Rating	5 VDC
Contact Switching Load (Min)	10mA @ 12V

Contact Switching Voltage (Max)	400 VAC
Contact Voltage Rating	250 VAC

Body Features

Insulation Special Features	Tracking Index of Relay Base PTI250
Product Weight	8 g[.282 oz]

Contact Features

Contact Arrangement	1 Form C (CO)
Contact Current Class	5 – 10 A, 16 A
Contact Current Rating (Max)	8 A
Contact Material	AgNi0.15
Contact Number of Poles	1
Terminal Type	PCB-THT

Mechanical Attachment

Relay Mounting Type	Printed Circuit Board

Dimensions

Length Class (Mechanical)	25 – 30 mm
Insulation Clearance Class	5 – 8 mm
Height Class (Mechanical)	12 – 13 mm
Insulation Clearance Between Contact & Coil	8 mm[.315 in]
Width Class (Mechanical)	10 – 12 mm
Product Width	10.1 mm[.398 in]
Product Length	28.5 mm[1.122 in]
Product Height	12.3 mm[.484 in]

Usage Conditions

Environmental Ambient Temperature Class	50 – 70 °C
Environmental Ambient Temperature (Max)	70 °C[158 °F]

Packaging Features

Packaging Method	Box & Tube, Tube

Product Compliance

For compliance documentation, visit the product page on TE.com>

EU RoHS Directive 2011/65/EU	Compliant

EU ELV Directive 2000/53/EC	Compliant
China RoHS 2 Directive MIIT Order No 32, 2016	No Restricted Materials Above Threshold
EU REACH Regulation (EC) No. 1907/2006	Current ECHA Candidate List: JAN 2021 (211) Candidate List Declared Against: JAN 2021 (211) Does not contain REACH SVHC
Halogen Content	Not Low Halogen - contains Br or Cl > 900 ppm.
Solder Process Capability	Wave solder capable to 260°C

Product Compliance Disclaimer

This information is provided based on reasonable inquiry of our suppliers and represents our current actual knowledge based on the information they provided. This information is subject to change. The part numbers that TE has identified as EU RoHS compliant have a maximum concentration of 0.1% by weight in homogenous materials for lead, hexavalent chromium, mercury, PBB, PBDE, DBP, BBP, DEHP, DIBP, and 0.01% for cadmium, or qualify for an exemption to these limits as defined in the Annexes of Directive 2011/65/EU (RoHS2). Finished electrical and electronic equipment products will be CE marked as required by Directive 2011/65/EU. Components may not be CE marked. Additionally, the part numbers that TE has identified as EU ELV compliant have a maximum concentration of 0.1% by weight in homogenous materials for lead, hexavalent chromium, and mercury, and 0.01% for cadmium, or qualify for an exemption to these limits as defined in the Annexes of Directive 2000/53/EC (ELV). Regarding the REACH Regulation, the information TE provides on SVHC in articles for this part number is based on the latest European Chemicals Agency (ECHA) 'Guidance on requirements for substances in articles' posted at this URL: https://echa.europa.eu/guidance-documents/guidance-on-reach

Compatible Parts



TE Part # 7-1393161-3
RY78600

Also in the Series | SCHRACK Miniature Power PCB RYII



Power Relays(101)

Customers Also Bought



TE Part #1-1462037-8
Standard Signal Relay 2 Form C,2 CO Cont



TE Part #9-1393792-9
Signal Relays: PCB mount, 3 amp



TE Part #1721547-5
PCN 3A/5A SLIM PCB RELAY 3VDC



TE Part #1-1393779-8
V23101D 7A201

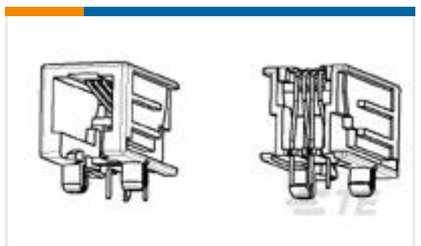

TE Part #1-1705951-1
Modular Jack SE, 8/8, Gold flash

TE Part #1658012-2
MSB0.80RC-ASY080FL,-,10,-TY

TE Part #1-1879224-4
CPF 0603 4K12 0.1% 25PPM 1K RL

TE Part #1622272-1
LR0204 1% 6K2

TE Part #1623788-2
Wirewound Resistor: Vertical Mount

TE Part #1393243-4
RTE24012

Documents

CAD Files

3D PDF

3D

Customer View Model
ENG_CVM_CVM_1-1393225-7_A.2d_dxf.zip

English

Customer View Model
ENG_CVM_CVM_1-1393225-7_A.3d_igs.zip

English

Customer View Model
ENG_CVM_CVM_1-1393225-7_A.3d_stp.zip

English

By downloading the CAD file I accept and agree to the Terms and Conditions of use.

Datasheets & Catalog Pages

Miniature Power PCB Relay RYII

English

Industrial Relays Quick Reference Guide

English

Industrial Relays Quick Reference Guide

Japanese

Industrial Relays Quick Reference Guide

Product Specifications

Definitions, Handling, Processing, Testing and Use of Relays

English

Product Environmental Compliance

TE Material Declaration

English