

V23105A5501A201 ✓ ACTIVE

[Axicom](#) | [Axicom D2n Relay](#)

TE Internal #: 1-1393793-6

Axicom D2n Relay, Signal Relays, 220VDC Contact Voltage Rating, 250VAC Contact Voltage Rating, 695mW Signal Relay Coil Power Rating (DC)

[View on TE.com >](#)



Relays, Contactors & Switches > Relays > Signal Relays > AXICOM D2N SENSITIVE



Contact Voltage Rating: **250 VAC**

Signal Relay Coil Power Rating (DC): **695 mW**

Isolation (HF Parameter): **-20.7dB @ 900MHz, -39dB @ 100MHz**

Insertion Loss (HF Parameter): **-.02dB @ 100MHz, -.27dB @ 900MHz**

[All AXICOM D2N SENSITIVE \(16\)](#)

Features

Product Type Features

Relay Type	D2n Relay V23105
Relay Style	D2n Relay
Product Type	Relay

Electrical Characteristics

Coil Power Rating Class	600 – 800 mW
Actuating System	AC/DC
Insulation Initial Dielectric Between Open Contacts	750 Vrms
Contact Limiting Short-Time Current	3 A
Insulation Initial Dielectric Between Contacts and Coil	1050 Vrms
Insulation Initial Dielectric Between Coil/Contact Class	1000 V – 1500 VA
Voltage Standing Wave Ration (HF Parameter)	1.04 @ 100MHz, 1.4 @ 900MHz
Insulation Initial Dielectric Between Adjacent Contacts	750 Vrms
Power Consumption	400 mW
Insulation Initial Resistance	1000 MΩ
Contact Limiting Making Current	3 A
Coil Resistance	36 Ω
Contact Limiting Continuous Current	3 A

Coil Type	Monostable
Contact Limiting Breaking Current	3 A
Contact Switching Load (Min)	10mA @ .2V
Contact Voltage Rating	250 VAC
Signal Relay Coil Power Rating (DC)	695 mW
Signal Relay Coil Voltage Rating	5 VDC
Signal Relay Contact Switching Voltage (Max)	250 VAC
Signal Relay Coil Magnetic System	Monostable, DC

Signal Characteristics

Isolation (HF Parameter)	-20.7dB @ 900MHz, -39dB @ 100MHz
Insertion Loss (HF Parameter)	-.02dB @ 100MHz, -.27dB @ 900MHz

Body Features

Insulation Special Features	1500V Initial Surge Withstand Voltage between Contacts & Coil
Weight	6 g[.2116 oz]

Contact Features

Contact Plating Material	Gold
Contact Current Class	2 – 5 A
Signal Relay Terminal Type	PCB-THT
Signal Relay Contact Current Rating	3 A
Signal Relay Contact Arrangement	2 Form C (CO)
Contact Number of Poles	2

Termination Features

Termination Type	Through Hole
------------------	--------------

Mechanical Attachment

Signal Relay Mounting Type	Printed Circuit Board
----------------------------	-----------------------

Dimensions

Width Class (Mechanical)	8 – 10 mm
Width	10 mm[.394 in]
Height	11 mm[.433 in]
Length Class (Mechanical)	20 – 25 mm
Length	20.2 mm[.795 in]



Height Class (Mechanical)	10 – 11 mm
---------------------------	------------

Usage Conditions

Environmental Ambient Temperature (Max)	85 °C[85 °F]
Environmental Ambient Temperature Class	70 – 85°C
Operating Temperature Range	-40 – 85 °C

Operation/Application

Performance Type	Standard
------------------	----------

Packaging Features

Packaging Method	Box & Tube, Tube
------------------	------------------

Product Compliance

[For compliance documentation, visit the product page on TE.com>](#)

EU RoHS Directive 2011/65/EU	Compliant
EU ELV Directive 2000/53/EC	Compliant
China RoHS 2 Directive MIIT Order No 32, 2016	No Restricted Materials Above Threshold
EU REACH Regulation (EC) No. 1907/2006	Current ECHA Candidate List: JAN 2021 (211) Candidate List Declared Against: JAN 2021 (211) Does not contain REACH SVHC
Halogen Content	Not Low Halogen - contains Br or Cl > 900 ppm.
Solder Process Capability	Wave solder capable to 265°C


Product Compliance Disclaimer

This information is provided based on reasonable inquiry of our suppliers and represents our current actual knowledge based on the information they provided. This information is subject to change. The part numbers that TE has identified as EU RoHS compliant have a maximum concentration of 0.1% by weight in homogenous materials for lead, hexavalent chromium, mercury, PBB, PBDE, DBP, BBP, DEHP, DIBP, and 0.01% for cadmium, or qualify for an exemption to these limits as defined in the Annexes of Directive 2011/65/EU (RoHS2). Finished electrical and electronic equipment products will be CE marked as required by Directive 2011/65/EU. Components may not be CE marked. Additionally, the part numbers that TE has identified as EU ELV compliant have a maximum concentration of 0.1% by weight in homogenous materials for lead, hexavalent chromium, and mercury, and 0.01% for cadmium, or qualify for an exemption to these limits as defined in the Annexes of Directive 2000/53/EC (ELV). Regarding the REACH Regulation, the information TE provides on SVHC in articles for this part number is based on the latest European Chemicals Agency (ECHA) 'Guidance on requirements for substances in articles' posted at this URL: <https://echa.europa.eu/guidance-documents/guidance-on-reach>

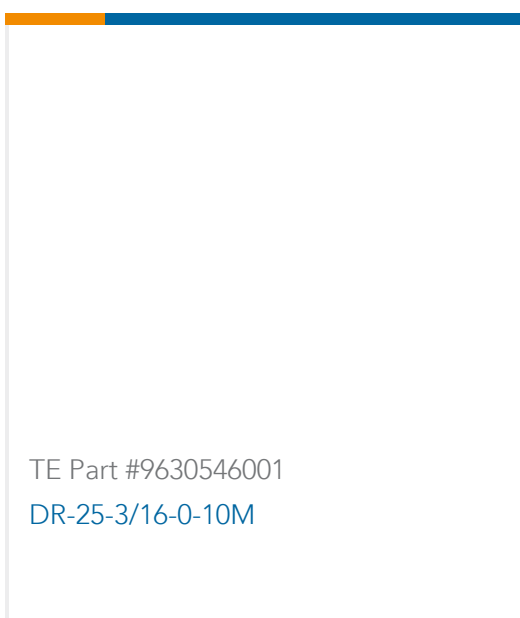



Compatible Parts



Also in the Series | Axicom D2n Relay



Customers Also Bought





Documents

Product Drawings

[V23105A5501A201](#)

English

CAD Files

[3D PDF](#)

3D

Customer View Model

[ENG_CVM_CVM_1-1393793-6_C.2d_dxf.zip](#)

English

Customer View Model

[ENG_CVM_CVM_1-1393793-6_C.3d_igs.zip](#)

English

Customer View Model

[ENG_CVM_CVM_1-1393793-6_C.3d_stp.zip](#)

English

By downloading the CAD file I accept and agree to the [Terms and Conditions](#) of use.

Datasheets & Catalog Pages

[Transportation, Storage, Handling, Assembly and Testing of AXICOM THT Relays](#)

English

[Industrial Relays Quick Reference Guide](#)

English

[D2n Relay Datasheet](#)

English

[Industrial Relays Quick Reference Guide](#)

Japanese

[Industrial Relays Quick Reference Guide](#)

Product Specifications

[Definitions, Handling, Processing, Testing and Use of Relays](#)

English

Product Environmental Compliance

[TE Material Declaration](#)

English