

1393204-7 ✓ ACTIVE

SCHRACK | SCHRACK V23148

TE Internal #: 1393204-7

SCHRACK V23148, Power Relays, Standard, Bistable, 1 Coil, 1000 – 1500mW Coil Power Rating Class, 1210mW Coil Power Rating DC, 119Ω Coil Resistance

[View on TE.com >](#)



Relays, Contactors & Switches > Relays > Power Relays



Power Relay Type: **Standard**

Coil Magnetic System: **Bistable, 1 Coil**

Coil Power Rating Class: **1000 – 1500 mW**

Coil Power Rating DC: **1210 mW**

Coil Resistance: **119 Ω**

Features

Product Type Features

Power Relay Type	Standard
------------------	----------

Electrical Characteristics

Insulation Initial Dielectric Between Coil & Contact Class	1500 – 2500 V
Insulation Initial Dielectric Between Open Contacts	1000 Vrms
Contact Limiting Making Current	12 A
Insulation Creepage Class	1.5 – 3 mm
Contact Limiting Continuous Current	7 A
Insulation Initial Dielectric Between Contacts & Coil	2000 Vrms
Insulation Creepage Between Contact & Coil	2.5 mm[.098 in]
Coil Magnetic System	Bistable, 1 Coil
Coil Power Rating Class	1000 – 1500 mW
Coil Power Rating DC	1210 mW
Coil Resistance	119 Ω
Coil Voltage Rating	12 VDC
Contact Switching Voltage (Max)	400 VAC
Contact Voltage Rating	250 VAC

Body Features

Product Weight	9 g[.317 oz]
----------------	--------------



Contact Features

Contact Arrangement	1 Form C (CO)
Contact Current Class	5 – 10 A
Contact Current Rating (Max)	7 A
Contact Material	AgNi90/10
Contact Number of Poles	1
Terminal Type	PCB-THT

Mechanical Attachment

Relay Mounting Type	Printed Circuit Board
---------------------	-----------------------

Dimensions

Length Class (Mechanical)	20 – 25 mm
Insulation Clearance Class	2.5 – 4 mm
Height Class (Mechanical)	14 – 15 mm
Insulation Clearance Between Contact & Coil	2.5 mm[.098 in]
Width Class (Mechanical)	16 – 20 mm
Product Width	16.2 mm[.638 in]
Product Length	21.2 mm[.834 in]
Product Height	14.9 mm[.587 in]

Usage Conditions

Environmental Ambient Temperature (Max)	70 °C[158 °F]
Operating Temperature Range	-25 – 70 °C[-13 – 158 °F]

Packaging Features

Packaging Method	Carton
------------------	--------

Product Compliance

[For compliance documentation, visit the product page on TE.com>](#)

EU RoHS Directive 2011/65/EU	Compliant
EU ELV Directive 2000/53/EC	Compliant
China RoHS 2 Directive MIIT Order No 32, 2016	No Restricted Materials Above Threshold
EU REACH Regulation (EC) No. 1907/2006	Current ECHA Candidate List: JAN 2021 (211) Candidate List Declared Against: JAN 2021 (211) Does not contain REACH SVHC

Halogen Content

Low Halogen - Br, Cl, F, I < 900 ppm per homogenous material. Also BFR/CFR/PVC Free


Solder Process Capability

Wave solder capable to 260°C

Product Compliance Disclaimer

This information is provided based on reasonable inquiry of our suppliers and represents our current actual knowledge based on the information they provided. This information is subject to change. The part numbers that TE has identified as EU RoHS compliant have a maximum concentration of 0.1% by weight in homogenous materials for lead, hexavalent chromium, mercury, PBB, PBDE, DBP, BBP, DEHP, DIBP, and 0.01% for cadmium, or qualify for an exemption to these limits as defined in the Annexes of Directive 2011/65/EU (RoHS2). Finished electrical and electronic equipment products will be CE marked as required by Directive 2011/65/EU. Components may not be CE marked. Additionally, the part numbers that TE has identified as EU ELV compliant have a maximum concentration of 0.1% by weight in homogenous materials for lead, hexavalent chromium, and mercury, and 0.01% for cadmium, or qualify for an exemption to these limits as defined in the Annexes of Directive 2000/53/EC (ELV). Regarding the REACH Regulation, the information TE provides on SVHC in articles for this part number is based on the latest European Chemicals Agency (ECHA) 'Guidance on requirements for substances in articles' posted at this URL: <https://echa.europa.eu/guidance-documents/guidance-on-reach>

Compatible Parts

Also in the Series | **SCHRACK V23148**

Customers Also Bought



TE Part #825440-5
MOD 2 PINHDR 2X05P.




TE Part #1624197-5
17P/PC 470KA 6X19FL SPDT PP



TE Part #1-1393204-3
V23148-B0008-A101



TE Part #1-1393779-6
V23101D 6B201



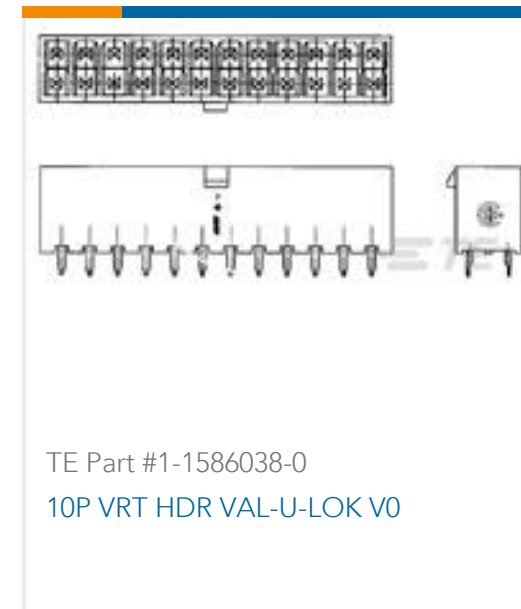
TE Part #1-1418362-3
LEAVYSEAL HEADERS



TE Part #1-963224-1
LOW & MEDIUM POWER HEADER



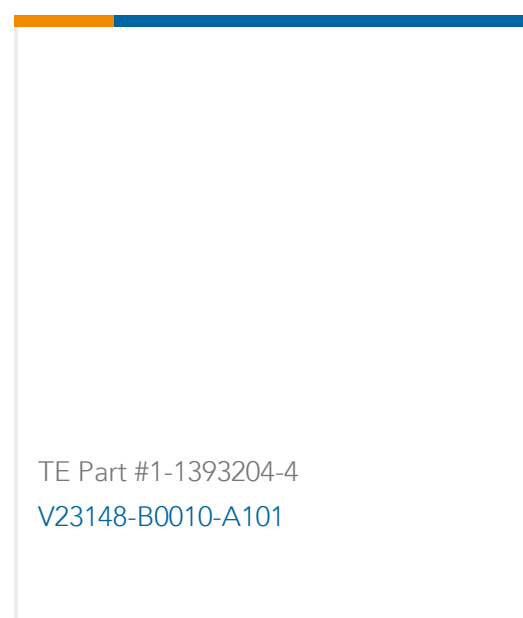
TE Part #1-825433-4
MOD 2 PINHDR 1X14P.



TE Part #1-1586038-0
10P VRT HDR VAL-U-LOK V0



TE Part #1-1393763-2
V23100V4015A 10



TE Part #1-1393204-4
V23148-B0010-A101

Documents

CAD Files

3D PDF

3D

Customer View Model

[ENG_CVM_CVM_1393204-7_A.2d_dxf.zip](#)

English

Customer View Model

[ENG_CVM_CVM_1393204-7_A.3d_igs.zip](#)

English

Customer View Model

[ENG_CVM_CVM_1393204-7_A.3d_stp.zip](#)

English

By downloading the CAD file I accept and agree to the [Terms and Conditions](#) of use.

Datasheets & Catalog Pages

Power PCB Relay U/UB

English

Industrial Relays Quick Reference Guide

English



Industrial Relays Quick Reference Guide

Japanese

Industrial Relays Quick Reference Guide

Product Specifications

Definitions, Handling, Processing, Testing and Use of Relays

English