

V23100V4012A011 ✓ ACTIVE

Axicom | Axicom Reed Relay V23100 -V4

TE Internal #: 1393763-9

Axicom Reed Relay V23100 -V4, Signal Relays, 24VDC Contact Voltage Rating, 144mW Signal Relay Coil Power Rating (DC), Printed Circuit Board, PCB-THT

[View on TE.com >](#)



Relays, Contactors & Switches > Relays > Signal Relays



Contact Voltage Rating: **24 VDC**

Signal Relay Coil Power Rating (DC): **144 mW**

Signal Relay Mounting Type: **Printed Circuit Board**

Signal Relay Terminal Type: **PCB-THT**

Signal Relay Coil Voltage Rating: **12 VDC**

Features

Product Type Features

| | |
|--------------|----------------------|
| Relay Type | Reed Relay V23100-V4 |
| Relay Style | Reed Relay V23100-V4 |
| Product Type | Relay |

Electrical Characteristics

| | |
|----------------------------------------------------------|------------------|
| Coil Power Rating Class | 100 – 150 mW |
| Actuating System | DC |
| Input Voltage | 100 VDC |
| Insulation Initial Dielectric Between Open Contacts | 250 Vrms |
| Contact Limiting Short-Time Current | .4 A |
| Insulation Initial Dielectric Between Contacts and Coil | 1500 Vrms |
| Insulation Initial Dielectric Between Coil/Contact Class | 1000 V – 1500 VA |
| Power Consumption | 50 – 288 mW |
| Contact Limiting Making Current | .4 A |
| Coil Resistance | 1000 Ω |
| Contact Limiting Continuous Current | 1 A |
| Coil Type | Monostable |
| Contact Limiting Breaking Current | .4 A |
| Contact Switching Load (Min) | 10mA @ .01V |



| | |
|----------------------------------------------|----------------|
| Coil Special Features | Diode |
| Contact Voltage Rating | 24 VDC |
| Signal Relay Coil Power Rating (DC) | 144 mW |
| Signal Relay Coil Voltage Rating | 12 VDC |
| Signal Relay Contact Switching Voltage (Max) | 200 VAC |
| Signal Relay Coil Magnetic System | Monostable, DC |

Body Features

| | |
|-----------------------------|----------------------|
| Insulation Special Features | Electrostatic Shield |
| Weight | 1.4 g[.0494 oz] |

Contact Features

| | |
|-------------------------------------|---------------|
| Contact Plating Material | Ruthenium |
| Contact Current Class | 0 – 2 A |
| Contact Special Features | Reed Contacts |
| Signal Relay Terminal Type | PCB-THT |
| Signal Relay Contact Current Rating | 1 A |
| Signal Relay Contact Arrangement | 1 Form A (NO) |
| Contact Material | Ruthenium |
| Contact Number of Poles | 1 |

Termination Features

| | |
|------------------|--------------|
| Termination Type | Through Hole |
|------------------|--------------|

Mechanical Attachment

| | |
|----------------------------|-----------------------|
| Signal Relay Mounting Type | Printed Circuit Board |
|----------------------------|-----------------------|

Dimensions

| | |
|---------------------------|-----------------|
| Width Class (Mechanical) | 6 – 8 mm |
| Width | 6.4 mm[.252 in] |
| Height | 5.1 mm[.201 in] |
| Length Class (Mechanical) | 16 – 20 mm |
| Length | 19.3 mm[.76 in] |
| Height Class (Mechanical) | 0 – 6 mm |

Usage Conditions

| | |
|-----------------------------------------|--------------|
| Environmental Ambient Temperature (Max) | 85 °C[85 °F] |
| Environmental Ambient Temperature Class | 70 – 85°C |



| | |
|-----------------------------|-------------|
| Operating Temperature Range | -40 – 85 °C |
|-----------------------------|-------------|

Operation/Application

| | |
|------------------|----------|
| Performance Type | Standard |
|------------------|----------|

Packaging Features

| | |
|------------------|------------------|
| Packaging Method | Box & Tube, Tube |
|------------------|------------------|

Product Compliance

[For compliance documentation, visit the product page on TE.com>](#)

| | |
|-----------------------------------------------|-------------------------------------------------------------------------------------------------------------------------------|
| EU RoHS Directive 2011/65/EU | Compliant |
| EU ELV Directive 2000/53/EC | Compliant |
| China RoHS 2 Directive MIIT Order No 32, 2016 | No Restricted Materials Above Threshold |
| EU REACH Regulation (EC) No. 1907/2006 | Current ECHA Candidate List: JAN 2021 (211) Candidate List Declared Against: JAN 2021 (211) Does not contain REACH SVHC |
| Halogen Content | Low Halogen - Br, Cl, F, I < 900 ppm per homogenous material. Also BFR/CFR/PVC Free |
| Solder Process Capability | Wave solder capable to 265°C |

Product Compliance Disclaimer

This information is provided based on reasonable inquiry of our suppliers and represents our current actual knowledge based on the information they provided. This information is subject to change. The part numbers that TE has identified as EU RoHS compliant have a maximum concentration of 0.1% by weight in homogenous materials for lead, hexavalent chromium, mercury, PBB, PBDE, DBP, BBP, DEHP, DIBP, and 0.01% for cadmium, or qualify for an exemption to these limits as defined in the Annexes of Directive 2011/65/EU (RoHS2). Finished electrical and electronic equipment products will be CE marked as required by Directive 2011/65/EU. Components may not be CE marked. Additionally, the part numbers that TE has identified as EU ELV compliant have a maximum concentration of 0.1% by weight in homogenous materials for lead, hexavalent chromium, and mercury, and 0.01% for cadmium, or qualify for an exemption to these limits as defined in the Annexes of Directive 2000/53/EC (ELV). Regarding the REACH Regulation, the information TE provides on SVHC in articles for this part number is based on the latest European Chemicals Agency (ECHA) 'Guidance on requirements for substances in articles' posted at this URL: <https://echa.europa.eu/guidance-documents/guidance-on-reach>

Compatible Parts




TE Part # 2-1393763-7
V23100V4312B010




TE Part # 1393803-6
V23100V6002A201

Also in the Series | Axicom Reed Relay V23100 -V4



Power Relays(7)

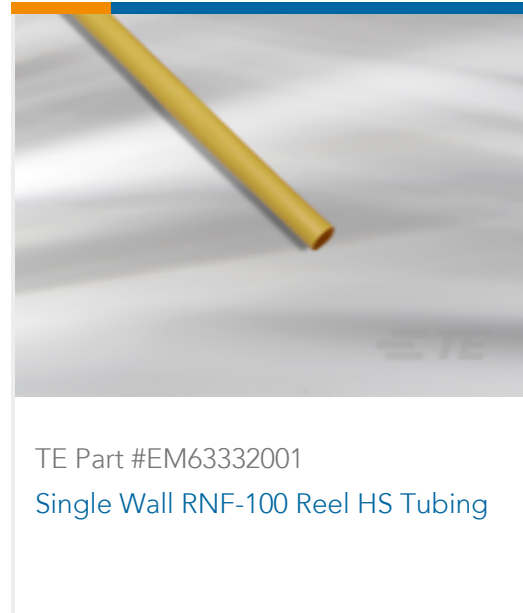


Signal Relays(43)

Customers Also Bought



TE Part #216444-1
RJ22 Connectors



TE Part #EM63332001
Single Wall RNF-100 Reel HS Tubing




TE Part #1241150-6
6P MOD II BREAK AWAY HDR , SMD, BLISTER



TE Part #2-1393763-3
V23100V4305C11



TE Part #5-2176314-3
MELF SMA_A 3K3 1% 50PPM 0102 0.3 W



TE Part #3-215309-0
2X30P HV100 REC CON. TE, 8.5MM



TE Part #4-1393808-7
Signal Relays: 5 amp, Monostable DC



TE Part #5-1614964-6
CPF 1206 68R 0.1% 25PPM 1K RL



TE Part #3870603001
44A1111-26-9-0



TE Part #1622738-1
LR2 1% 36K



Documents

CAD Files

3D PDF

3D

Customer View Model

[ENG_CVM_CVM_1393763-9_A.2d_dxf.zip](#)

English

Customer View Model

[ENG_CVM_CVM_1393763-9_A.3d_igs.zip](#)

English

Customer View Model

[ENG_CVM_CVM_1393763-9_A.3d_stp.zip](#)

English

By downloading the CAD file I accept and agree to the [Terms and Conditions](#) of use.

Datasheets & Catalog Pages

[Industrial Relays Quick Reference Guide](#)

English

[Industrial Relays Quick Reference Guide](#)

Japanese

[Industrial Relays Quick Reference Guide](#)

Product Specifications

[Product Specification](#)

English

[Definitions, Handling, Processing, Testing and Use of Relays](#)

English