



Relays, Contactors & Switches > Relays > Time Delay Relays



Type of Control: **Adjustable**  
Time Delay Relay Input Voltage: **120 VAC**  
Time Delay Relay Contact Current Rating: **10A@120VAC A**  
Mode of Operation: **Multiple Modes**  
Delay Time: **Multiple Ranges**

Features

Product Type Features

Product Type	Relay
Relay Type	Time Delay
Product Category	Electromechanical Relays
Magnetic Blow-Out Device	Without

Configuration Features

Multiple Timing Ranges	With
------------------------	------

Electrical Characteristics

Actuating System	AC
Time Delay Relay Input Voltage	120 VAC

Contact Features

Contact Arrangement	2 Form C, DPDT, 2 C/O
Type of Control	Adjustable
Time Delay Relay Contact Current Rating	10A@120VAC A
Delay Time	Multiple Ranges

Termination Features

Termination Type	Screw Terminals
------------------	-----------------

Mechanical Attachment

Time Delay Relay Mounting Type	DIN Rail
--------------------------------	----------



Dimensions

Dimensions (L x W x H) (Approximate)	56 x 68 x 97 mm[2.206 x 2.679 x 3.821 in]
--------------------------------------	---

Usage Conditions

Operating Temperature Range	-30 – 65 °C
-----------------------------	-------------

Operation/Application

Mode of Operation	Multiple Modes
-------------------	----------------

Other

Repeatability (Max)	±1% ±10 msec
---------------------	--------------

Product Compliance

For compliance documentation, visit the product page on TE.com>







EU RoHS Directive 2011/65/EU	Not Compliant
EU ELV Directive 2000/53/EC	Not Compliant
China RoHS 2 Directive MIIT Order No 32, 2016	Restricted Materials Above Threshold
EU REACH Regulation (EC) No. 1907/2006	Current ECHA Candidate List: JAN 2021 (211) Candidate List Declared Against: JAN 2021 (211) Does not contain REACH SVHC
Halogen Content	Low Halogen - Br, Cl, F, I < 900 ppm per homogenous material. Also BFR/CFR/PVC Free
Solder Process Capability	Not lead free process capable

Product Compliance Disclaimer










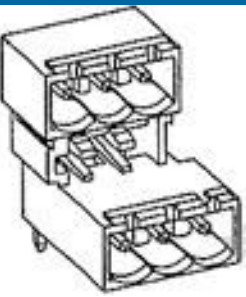
This information is provided based on reasonable inquiry of our suppliers and represents our current actual knowledge based on the information they provided. This information is subject to change. The part numbers that TE has identified as EU RoHS compliant have a maximum concentration of 0.1% by weight in homogenous materials for lead, hexavalent chromium, mercury, PBB, PBDE, DBP, BBP, DEHP, DIBP, and 0.01% for cadmium, or qualify for an exemption to these limits as defined in the Annexes of Directive 2011/65/EU (RoHS2). Finished electrical and electronic equipment products will be CE marked as required by Directive 2011/65/EU. Components may not be CE marked. Additionally, the part numbers that TE has identified as EU ELV compliant have a maximum concentration of 0.1% by weight in homogenous materials for lead, hexavalent chromium, and mercury, and 0.01% for cadmium, or qualify for an exemption to these limits as defined in the Annexes of Directive 2000/53/EC (ELV). Regarding the REACH Regulations, TE’s information on SVHC in articles for this part number is still based on the European Chemical Agency (ECHA) ‘Guidance on requirements for substances in articles’(Version: 2, April 2011), applying the 0.1% weight on weight concentration threshold at the finished product level. TE is aware of the European Court of Justice ruling of September 10th, 2015 also known as O5A (Once An Article Always An Article) stating that, in case of ‘complex object’, the threshold for a SVHC must be applied to both the product as a whole and simultaneously to each of the articles forming part of its composition. TE has evaluated this ruling based on the new ECHA “Guidance on requirements for substances in articles” (June 2017, version 4.0) and will be updating its statements accordingly.



Compatible Parts

 <p>TE Part # 1423167-5 SSFR90O=UNIV. TIMER 24V</p>	 <p>TE Part # 1423167-6 SSFR90P=UNIV. TIMER 125V</p>	 <p>TE Part # 1423167-7 SSFR90X=UNIV. TIMER</p>	 <p>TE Part # 1423167-3 SSFR90B=UNIV. TIMER 240V</p>
 <p>TE Part # 1423167-4 SSFR90N=48V UNIVERSAL TIMER</p>	 <p>TE Part # 1423167-8 SSFR90XC926=PROTOTYPE</p>		

Customers Also Bought

 <p>TE Part #1393028-4 SSRs: PCB Mount, slim relays</p>	 <p>TE Part #2-1393254-9 W91-X112-40=M6/M7/M9/W6/W7</p>	 <p>TE Part #1423156-1 GPI=RLY,120VAC</p>	 <p>TE Part #1393118-3 KUP-14A55-240=KU</p>
 <p>TE Part #1423167-7 SSFR90X=UNIV. TIMER</p>	 <p>TE Part #8-2176388-3 RQ 1206 71R5 0.1% 10PPM 5K RL</p>	 <p>TE Part #2-1546670-0 20P.437" DR BARRIER,W/BND SCR</p>	 <p>TE Part #1-1423157-5 7012AF=RLY,STD,ON,2P,120VAC,10</p>
 <p>TE Part #1-1423162-8 7022AK=RLY,STD,OFF,2P,120VAC,1</p>	 <p>TE Part #1776166-6 6P TERMI-BLOK HDR,HIGH TEMP</p>		



Documents

Product Drawings

SSFR90A=UNIV. TIMER 120V

English

Datasheets & Catalog Pages

5-1773450-5\_sec12\_SSF

English

Instruction Sheets

Instruction Sheet (U.S.)

English