

PCH-124L2M,000 ✓ ACTIVE

OEG | OEG Miniature PCB Relay PCH

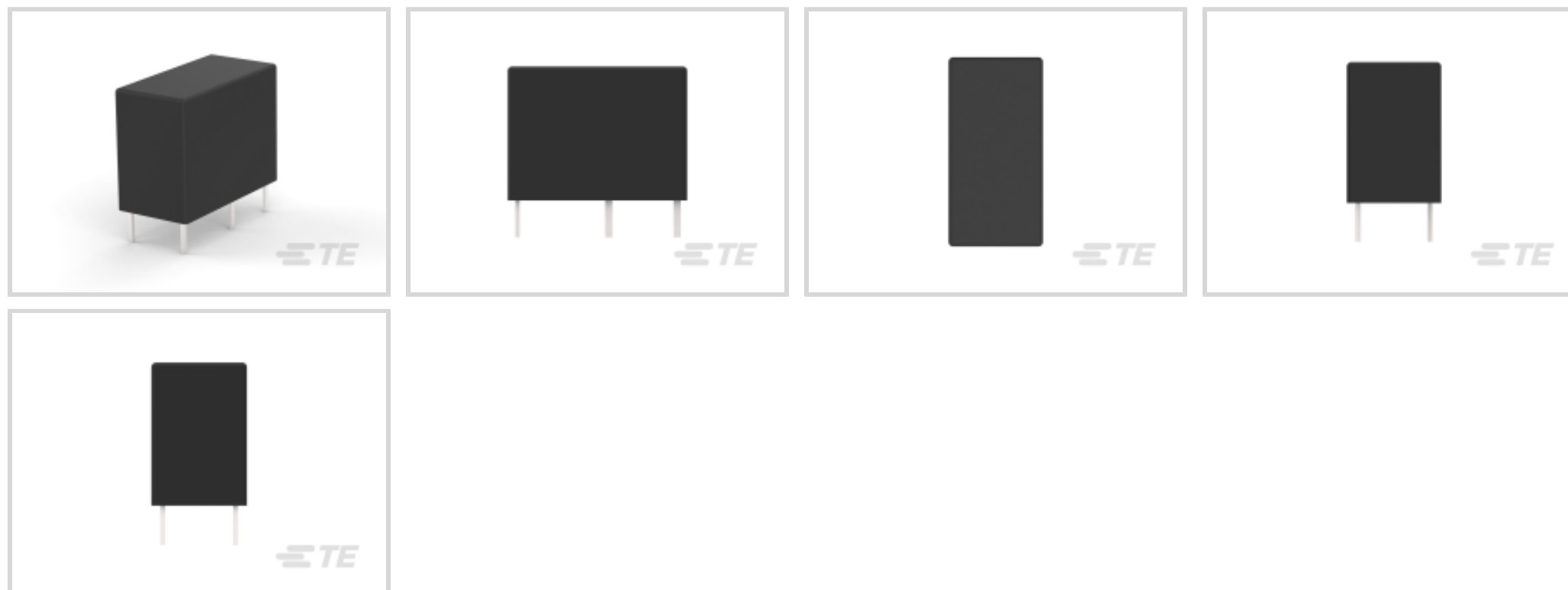
TE Internal #: 1461352-6

OEG Miniature PCB Relay PCH, Power Relays, Standard,
Monostable, DC, 150 – 200mW Coil Power Rating Class, 200mW
Coil Power Rating DC

[View on TE.com >](#)



Relays, Contactors & Switches > Relays > Power Relays > PCFN SOLAR RELAY



Power Relay Type: **Standard**

Coil Magnetic System: **Monostable, DC**

Coil Power Rating Class: **150 – 200 mW**

Coil Power Rating DC: **200 mW**

Coil Resistance: **2880 Ω**

[All PCFN SOLAR RELAY \(33\)](#)

Features

Product Type Features

Power Relay Type	Standard
------------------	----------

Electrical Characteristics

Insulation Initial Dielectric Between Coil & Contact Class	3500 – 4000 V
Insulation Initial Dielectric Between Open Contacts	750 Vrms
Contact Limiting Making Current	5 A
Contact Limiting Short-Time Current	5 A
Contact Limiting Continuous Current	5 A
Insulation Creepage Class	3 – 5.5 mm
Insulation Initial Dielectric Between Contacts & Coil	4000 Vrms
Contact Limiting Breaking Current	5 A
Coil Magnetic System	Monostable, DC
Coil Power Rating Class	150 – 200 mW
Coil Power Rating DC	200 mW

Coil Resistance	2880 Ω
Coil Special Features	Sensitive Version, UL Coil Insulation Class F
Coil Voltage Rating	24 VDC
Contact Switching Load (Min)	100mA @ 5V
Contact Switching Voltage (Max)	30 VDC
Contact Voltage Rating	30 VDC

Body Features

Insulation Special Features	Tracking Index of Relay Base PTI175
Product Weight	7 g[.247 oz]

Contact Features

Contact Arrangement	1 Form A (NO)
Contact Current Class	2 – 5 A, 16 A
Contact Current Rating (Max)	5 A
Contact Material	AgSnO
Contact Number of Poles	1
Terminal Type	PCB-THT

Mechanical Attachment

Relay Mounting Type	Printed Circuit Board
---------------------	-----------------------

Dimensions

Length Class (Mechanical)	16 – 20 mm
Insulation Clearance Class	0 – 2.5 mm
Height Class (Mechanical)	15 – 16 mm
Width Class (Mechanical)	8 – 10 mm
Product Width	10 mm[.394 in]
Product Length	20 mm[.787 in]
Product Height	15.2 mm[.598 in]

Usage Conditions

Environmental Ambient Temperature Class	50 – 70 °C
Environmental Ambient Temperature (Max)	85 °C[185 °F]

Packaging Features

Packaging Method	Bundle
------------------	--------

Product Compliance

[For compliance documentation, visit the product page on TE.com>](#)

EU RoHS Directive 2011/65/EU	Compliant
EU ELV Directive 2000/53/EC	Compliant
China RoHS 2 Directive MIIT Order No 32, 2016	No Restricted Materials Above Threshold
EU REACH Regulation (EC) No. 1907/2006	Current ECHA Candidate List: JAN 2021 (211) Candidate List Declared Against: JAN 2021 (211) Does not contain REACH SVHC
Halogen Content	Not Low Halogen - contains Br or Cl > 900 ppm.
Solder Process Capability	Wave solder capable to 265°C

Product Compliance Disclaimer

This information is provided based on reasonable inquiry of our suppliers and represents our current actual knowledge based on the information they provided. This information is subject to change. The part numbers that TE has identified as EU RoHS compliant have a maximum concentration of 0.1% by weight in homogenous materials for lead, hexavalent chromium, mercury, PBB, PBDE, DBP, BBP, DEHP, DIBP, and 0.01% for cadmium, or qualify for an exemption to these limits as defined in the Annexes of Directive 2011/65/EU (RoHS2). Finished electrical and electronic equipment products will be CE marked as required by Directive 2011/65/EU. Components may not be CE marked. Additionally, the part numbers that TE has identified as EU ELV compliant have a maximum concentration of 0.1% by weight in homogenous materials for lead, hexavalent chromium, and mercury, and 0.01% for cadmium, or qualify for an exemption to these limits as defined in the Annexes of Directive 2000/53/EC (ELV). Regarding the REACH Regulation, the information TE provides on SVHC in articles for this part number is based on the latest European Chemicals Agency (ECHA) 'Guidance on requirements for substances in articles' posted at this URL: <https://echa.europa.eu/guidance-documents/guidance-on-reach>

Compatible Parts



Also in the Series | [OEG Miniature PCB Relay PCH](#)



Power Relays(30)

Customers Also Bought



TE Part #1-1415898-6
PCB Power Relay: 16 Amp, Inrush




TE Part #1-1825910-5
FSM8JAH=6MM TACT SWITCH, HIGH TEMP



TE Part #1-1419131-1
OUAZ-SS-124L,900




TE Part #1-1623927-9
CFR16 5% 180R




TE Part #1-1393779-6
V23101D 6B201



TE Part #1-6609021-1
CORCOM B SERIES SINGLE PHASE FILTERS



TE Part #1-1721150-0
ORWH 10 AMP PCB RELAY



TE Part #900413-2
PC I/O RETENTION LEG ASSY 40P



TE Part #1-1625958-5
HB01RE 1M0 1% 100PPM



TE Part #1-1649326-3
RT114012

Documents

Product Drawings

[PCH-124L2M,000](#)

English

CAD Files

[3D PDF](#)

[3D](#)

Customer View Model

[ENG_CVM_CVM_1461352-6_H1.2d_dxf.zip](#)



English

Customer View Model

[ENG_CVM_CVM_1461352-6_H1.3d_igs.zip](#)

English

Customer View Model

[ENG_CVM_CVM_1461352-6_H1.3d_stp.zip](#)

English

By downloading the CAD file I accept and agree to the [Terms and Conditions](#) of use.

Datasheets & Catalog Pages

[PCH Series Relay Data Sheet - English](#)

English

Product Specifications

[PCH TRAY PACKING](#)

English

[Definitions, Handling, Processing, Testing and Use of Relays](#)

English

Product Environmental Compliance

[MD_1461352-6_082920161313_dmtec](#)

English

[MD_1461352-6_082920161313_dmtec](#)

English