

# OJ-SH-112HM,000 ✓ ACTIVE

OEG | OEG Miniature PCB Relay OJ/OJE

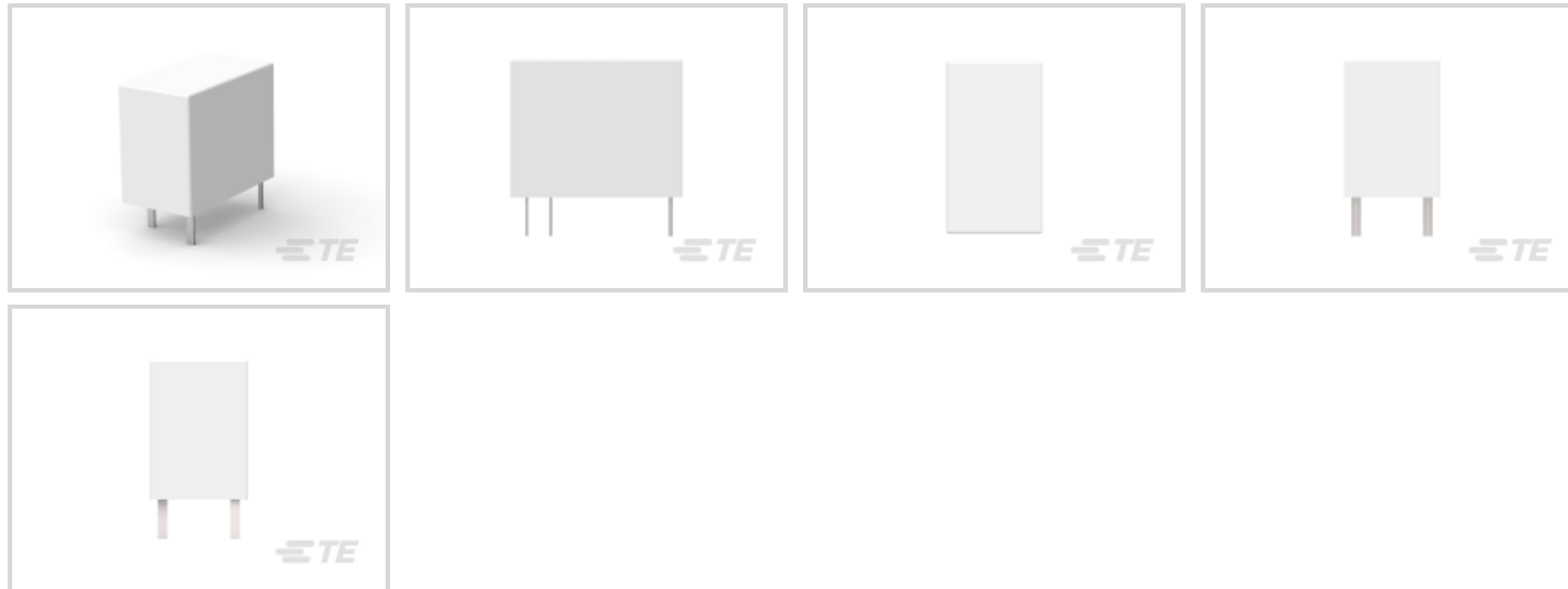
TE Internal #: 1461405-5

OEG Miniature PCB Relay OJ/OJE, Power Relays, Standard, Monostable, DC, 400 – 500mW Coil Power Rating Class, 450mW Coil Power Rating DC

[View on TE.com >](#)



Relays, Contactors & Switches > Relays > Power Relays > STD OEG Miniature PCB OJ/OJE Pow Relays



Power Relay Type: **Standard**

Coil Magnetic System: **Monostable, DC**

Coil Power Rating Class: **400 – 500 mW**

Coil Power Rating DC: **450 mW**

Coil Resistance: **320  $\Omega$**

[All STD OEG Miniature PCB OJ/OJE Pow Relays \(91\)](#)

## Features

### Product Type Features

Power Relay Type	Standard
------------------	----------

### Electrical Characteristics

Insulation Initial Dielectric Between Coil & Contact Class	3500 – 4000 V
Insulation Initial Dielectric Between Open Contacts	750 Vrms
Contact Limiting Making Current	10 A
Contact Limiting Short-Time Current	10 A
Contact Limiting Continuous Current	10 A
Insulation Creepage Class	5.5 – 8 mm
Insulation Initial Dielectric Between Contacts & Coil	4000 Vrms
Insulation Creepage Between Contact & Coil	9.4 mm[.37 in]
Contact Limiting Breaking Current	10 A
Coil Magnetic System	Monostable, DC
Coil Power Rating Class	400 – 500 mW

Coil Power Rating DC	450 mW
Coil Resistance	320 $\Omega$
Coil Special Features	UL Coil Insulation Class E
Coil Voltage Rating	12 VDC
Contact Switching Load (Min)	100mA @ 5V
Contact Switching Voltage (Max)	30 VDC
Contact Voltage Rating	30 VDC

### Body Features

Insulation Special Features	Tracking Index of Relay Base PTI250
Product Weight	9 g[.318 oz]

### Contact Features

Contact Arrangement	1 Form A (NO)
Contact Current Class	5 – 10 A, 16 A
Contact Current Rating (Max)	10 A
Contact Material	AgCdO
Contact Number of Poles	1
Terminal Type	PCB-THT

### Termination Features

Relay Termination Type	Through Hole
------------------------	--------------

### Mechanical Attachment

Relay Mounting Type	Printed Circuit Board
---------------------	-----------------------

### Dimensions

Length Class (Mechanical)	16 – 20 mm
Insulation Clearance Class	2.5 – 4 mm
Height Class (Mechanical)	14 – 15 mm
Insulation Clearance Between Contact & Coil	7.7 mm[.303 in]
Width Class (Mechanical)	10 – 12 mm
Product Width	10.2 mm[.4 in]
Product Length	18.2 mm[.717 in]
Product Height	14.7 mm[.579 in]

### Usage Conditions

Environmental Ambient Temperature Class	50 – 70 °C
---	------------



Environmental Ambient Temperature (Max)

70 °C[158 °F]

### Packaging Features

Packaging Method

Box &amp; Tray, Tray

### Product Compliance

For compliance documentation, visit the product page on [TE.com](https://www.te.com)>

EU RoHS Directive 2011/65/EU

Not Compliant

EU ELV Directive 2000/53/EC

Not Compliant

China RoHS 2 Directive MIIT Order No 32, 2016

Restricted Materials Above Threshold

EU REACH Regulation (EC) No. 1907/2006

Current ECHA Candidate List: JAN 2021 (211)  
 Candidate List Declared Against: JAN 2021 (211)  
 SVHC > Threshold:  
 Cadmium oxide (5.91% in Component Part)  
**Article Safe Usage Statements:**  
 Use personal protective equipment as required. Do not eat, drink or smoke when using this product. Recycle if possible and dispose of the article by following all applicable governmental regulations relevant to your geographic location.

Halogen Content

Not Low Halogen - contains Br or Cl &gt; 900 ppm.

Solder Process Capability

Wave solder capable to 265°C

#### Product Compliance Disclaimer

This information is provided based on reasonable inquiry of our suppliers and represents our current actual knowledge based on the information they provided. This information is subject to change. The part numbers that TE has identified as EU RoHS compliant have a maximum concentration of 0.1% by weight in homogenous materials for lead, hexavalent chromium, mercury, PBB, PBDE, DBP, BBP, DEHP, DIBP, and 0.01% for cadmium, or qualify for an exemption to these limits as defined in the Annexes of Directive 2011/65/EU (RoHS2). Finished electrical and electronic equipment products will be CE marked as required by Directive 2011/65/EU. Components may not be CE marked. Additionally, the part numbers that TE has identified as EU ELV compliant have a maximum concentration of 0.1% by weight in homogenous materials for lead, hexavalent chromium, and mercury, and 0.01% for cadmium, or qualify for an exemption to these limits as defined in the Annexes of Directive 2000/53/EC (ELV). Regarding the REACH Regulation, the information TE provides on SVHC in articles for this part number is based on the latest European Chemicals Agency (ECHA) 'Guidance on requirements for substances in articles' posted at this URL: <https://echa.europa.eu/guidance-documents/guidance-on-reach>

### Compatible Parts




TE Part # CAT-OE4-OJ1  
STD OEG Miniature PCB OJ/OJE Pow Relays



TE Part # 2071398-1  
OJ-SS-112HM6-WG,00000

## Also in the Series | OEG Miniature PCB Relay OJ/OJE



Power Relays(93)


## Customers Also Bought



TE Part #1461404-6  
STD OEG Miniature PCB OJ/OJE Pow Relays



TE Part #917683-1  
Signal Double Lock Receptacle Relays



TE Part #1376395-1  
Power Key TPA



TE Part #1-1614885-2  
CPF 0805 220K 0.1% 25PPM 1K RL



TE Part #1744426-4  
Header Housing Assy, EP 2.5 RA, 4 Pos.



TE Part #1-174954-1  
SIGNAL HEADER




TE Part #1-174955-1  
LOW & MEDIUM POWER HEADER



TE Part #1419126-5  
STD OEG PCB PCFN Solar Power Relays



TE Part #1744524-5  
EP 05P HEADER ASY NO 2,4 PINS



TE Part #1-927742-3  
FASTIN FASTON HOUSING 3POS



## Documents

### Product Drawings

[OJ-SH-112HM,000](#)

English

---

### CAD Files

[3D PDF](#)

3D

Customer View Model

[ENG\\_CVM\\_CVM\\_1461405-5\\_C3.2d\\_dxf.zip](#)

English

Customer View Model

[ENG\\_CVM\\_CVM\\_1461405-5\\_C3.3d\\_igs.zip](#)

English

Customer View Model

[ENG\\_CVM\\_CVM\\_1461405-5\\_C3.3d\\_stp.zip](#)

English

By downloading the CAD file I accept and agree to the [Terms and Conditions](#) of use.

---

### Datasheets & Catalog Pages

[OJ\\_OJE Series Relay Data Sheet English](#)

English

---

### Product Specifications

[Definitions, Handling, Processing, Testing and Use of Relays](#)

English

[Product Specification](#)

Japanese

---

### Product Environmental Compliance

[Product Compliance](#)

English

[Product Compliance](#)

English