

PCJ-105D3M,303 ✓ ACTIVE

OEG | OEG Miniature PCB Relay PCJ

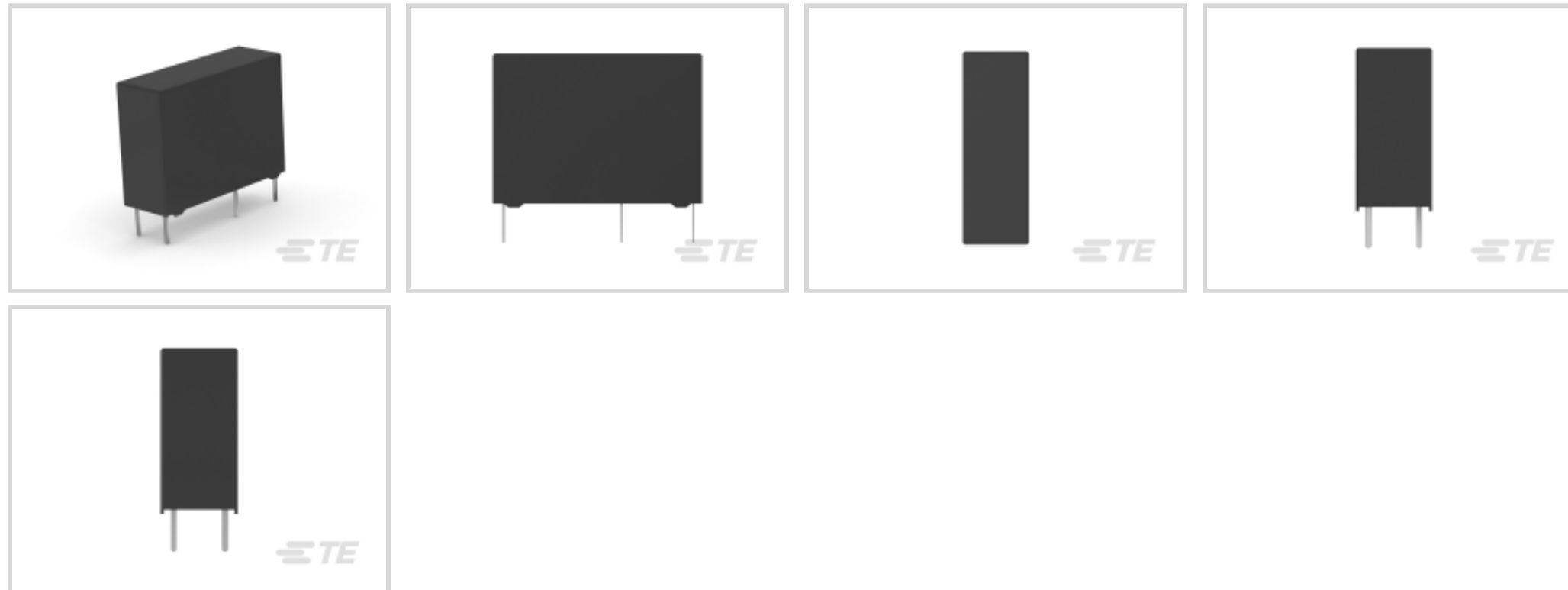
TE Internal #: 1721531-1

OEG Miniature PCB Relay PCJ, Power Relays, Standard, Monostable, DC, 150 – 200mW Coil Power Rating Class, 200mW Coil Power Rating DC

[View on TE.com >](#)



Relays, Contactors & Switches > Relays > Power Relays > PCN 3A/5A SLIM PCB RELAY 3VDC



Power Relay Type: **Standard**

Coil Magnetic System: **Monostable, DC**

Coil Power Rating Class: **150 – 200 mW**

Coil Power Rating DC: **200 mW**

Coil Resistance: **125 Ω**

[All PCN 3A/5A SLIM PCB RELAY 3VDC \(42\)](#)

Features

Product Type Features

Power Relay Type	Standard
------------------	----------

Electrical Characteristics

Insulation Initial Dielectric Between Coil & Contact Class	3500 – 4000 V
Insulation Initial Dielectric Between Open Contacts	750 Vrms
Contact Limiting Making Current	5 A
Contact Limiting Short-Time Current	5 A
Contact Limiting Continuous Current	5 A
Insulation Creepage Class	5.5 – 8 mm
Insulation Initial Dielectric Between Contacts & Coil	4000 Vrms
Insulation Initial Resistance	1000 MΩ
Insulation Creepage Between Contact & Coil	8 mm [.315 in]
Contact Limiting Breaking Current	5 A
Coil Magnetic System	Monostable, DC



Coil Power Rating Class	150 – 200 mW
Coil Power Rating DC	200 mW
Coil Resistance	125 Ω
Coil Special Features	UL Coil Insulation Class A
Coil Voltage Rating	5 VDC
Contact Switching Load (Min)	100mA @ 5V
Contact Switching Voltage (Max)	30 VDC
Contact Voltage Rating	250 VAC

Body Features

Insulation Special Features	7000V Initial Surge Withstand Voltage between Contacts & Coil
Product Weight	4 g[.141 oz]

Contact Features

Contact Arrangement	1 Form A (NO)
Contact Current Class	2 – 5 A, 16 A
Contact Current Rating (Max)	5 A
Contact Material	AgNi
Contact Number of Poles	1
Terminal Type	PCB-THT

Mechanical Attachment

Relay Mounting Type	Printed Circuit Board
---------------------	-----------------------

Dimensions

Length Class (Mechanical)	20 – 25 mm
Insulation Clearance Class	5 – 8 mm
Height Class (Mechanical)	14 – 15 mm
Insulation Clearance Between Contact & Coil	7.5 mm[.295 in]
Width Class (Mechanical)	6 – 8 mm
Product Width	7 mm[.276 in]
Product Length	20.39 mm[.803 in]
Product Height	15.01 mm[.591 in]

Usage Conditions

Environmental Ambient Temperature Class	70 – 85 $^{\circ}$ C
---	----------------------



Environmental Ambient Temperature (Max) 85 °C[185 °F]

Packaging Features

Packaging Method Tray

Product Compliance

[For compliance documentation, visit the product page on TE.com>](#)

EU RoHS Directive 2011/65/EU	Compliant
EU ELV Directive 2000/53/EC	Compliant
China RoHS 2 Directive MIIT Order No 32, 2016	No Restricted Materials Above Threshold
EU REACH Regulation (EC) No. 1907/2006	Current ECHA Candidate List: JAN 2021 (211) Candidate List Declared Against: JAN 2021 (211) Does not contain REACH SVHC
Halogen Content	Not Low Halogen - contains Br or Cl > 900 ppm.
Solder Process Capability	Wave solder capable to 265°C

Product Compliance Disclaimer

This information is provided based on reasonable inquiry of our suppliers and represents our current actual knowledge based on the information they provided. This information is subject to change. The part numbers that TE has identified as EU RoHS compliant have a maximum concentration of 0.1% by weight in homogenous materials for lead, hexavalent chromium, mercury, PBB, PBDE, DBP, BBP, DEHP, DIBP, and 0.01% for cadmium, or qualify for an exemption to these limits as defined in the Annexes of Directive 2011/65/EU (RoHS2). Finished electrical and electronic equipment products will be CE marked as required by Directive 2011/65/EU. Components may not be CE marked. Additionally, the part numbers that TE has identified as EU ELV compliant have a maximum concentration of 0.1% by weight in homogenous materials for lead, hexavalent chromium, and mercury, and 0.01% for cadmium, or qualify for an exemption to these limits as defined in the Annexes of Directive 2000/53/EC (ELV). Regarding the REACH Regulation, the information TE provides on SVHC in articles for this part number is based on the latest European Chemicals Agency (ECHA) 'Guidance on requirements for substances in articles' posted at this URL: <https://echa.europa.eu/guidance-documents/guidance-on-reach>

Compatible Parts



Also in the Series | OEG Miniature PCB Relay PCJ



Power Relays(42)

Customers Also Bought



TE Part #1-5177986-1
Free Height Plug Connector: Board-Board, Vertical, 40, 0.8mm



TE Part #9-1419130-8
OUAZ-SS-109L,900




TE Part #1423695-4
W58-XC1A4A-16=CKTBKR,THERM,PB,



TE Part #1-2333134-7
DYNAMIC 1100 REC AND TAB HSG



TE Part #1-1419131-1
OUAZ-SS-124L,900



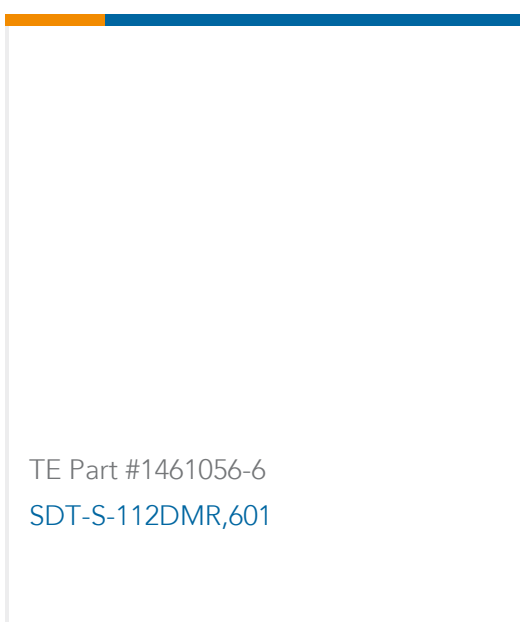
TE Part #1-1461373-4
STD OEG Miniature PCB OJT Power Relays



TE Part #1440002-5
STD SCHRACK RZF Power Relays



TE Part #1461056-3
SDT-S-105DMR,601



TE Part #1461056-6
SDT-S-112DMR,601

Documents

Product Drawings

[PCJ-105D3M,303](#)

English

CAD Files

[3D PDF](#)

[3D](#)

Customer View Model

[ENG_CVM_CVM_1721531-1_E.2d_dxf.zip](#)



English

Customer View Model

[ENG_CVM_CVM_1721531-1_E.3d_igs.zip](#)

English

Customer View Model

[ENG_CVM_CVM_1721531-1_E.3d_stp.zip](#)

English

By downloading the CAD file I accept and agree to the [Terms and Conditions](#) of use.

Datasheets & Catalog Pages

[PCJ Series Relay Data Sheet English](#)

English

Product Specifications

[Definitions, Handling, Processing, Testing and Use of Relays](#)

English

Product Environmental Compliance

[TE Material Declaration](#)

English