



CII

TE Internal #: 2-1617805-5

Time Delay Relays, Fixed, 28VDC Time Delay Relay Input Voltage, 10A@28VDC A / 115VACA Time Delay Relay Contact Current

Rating, Delay on Operate

[View on TE.com >](#)

Relays, Contactors & Switches > Relays > Time Delay Relays



Type of Control: **Fixed**

Time Delay Relay Input Voltage: **28 VDC**

Time Delay Relay Contact Current Rating: **10A@28VDC A, 115VAC A**

Mode of Operation: **Delay on Operate**

Delay Time: **.5 seconds**

**Features**

**Product Type Features**

Enclosure Type	Hermetic Sealed Metallic
Product Type	Relay
Relay Type	Time Delay
Product Category	Electromechanical Relays
Magnetic Blow-Out Device	Without

**Configuration Features**

Status Indicator Type	None
Multiple Timing Ranges	Without

**Electrical Characteristics**

Actuating System	DC
Time Delay Relay Input Voltage	28 VDC

**Contact Features**

Contact Arrangement	2 Form C, DPDT, 2 C/O
Contact Base Material	Silver Cadmium Oxide
Type of Control	Fixed
Time Delay Relay Contact Current Rating	10A@28VDC A, 115VAC A
Delay Time	.5 seconds

### Termination Features

Termination Type	Solder Pin Terminal
------------------	---------------------

### Mechanical Attachment

Time Delay Relay Mounting Type	Raised Vertical Flange Mount
--------------------------------	------------------------------

### Dimensions

Dimensions (L x W x H) (Approximate)	25.79 x 25.79 x 25.4 mm[1.015 x 1.015 x 1 in]
--------------------------------------	---

### Usage Conditions

Operating Temperature Range	-55 – 125 °C
-----------------------------	--------------

### Operation/Application

Mode of Operation	Delay on Operate
-------------------	------------------

### Other

Repeatability (Max)	±10%
---------------------	------

## Product Compliance

[For compliance documentation, visit the product page on TE.com>](#)

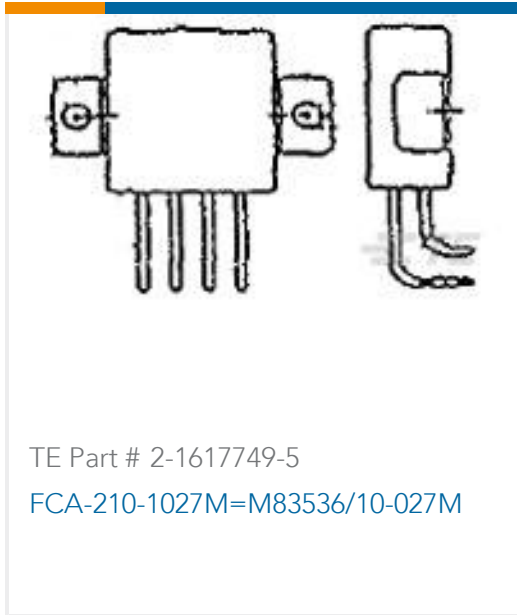
EU RoHS Directive 2011/65/EU	Compliant
EU ELV Directive 2000/53/EC	Not Yet Reviewed
China RoHS 2 Directive MIIT Order No 32, 2016	No Restricted Materials Above Threshold
EU REACH Regulation (EC) No. 1907/2006	Current ECHA Candidate List: JAN 2021 (211) Candidate List Declared Against: JAN 2021 (211) Does not contain REACH SVHC
Halogen Content	Low Halogen - Br, Cl, F, I < 900 ppm per homogenous material. Also BFR/CFR/PVC Free
Solder Process Capability	Not applicable for solder process capability

#### Product Compliance Disclaimer

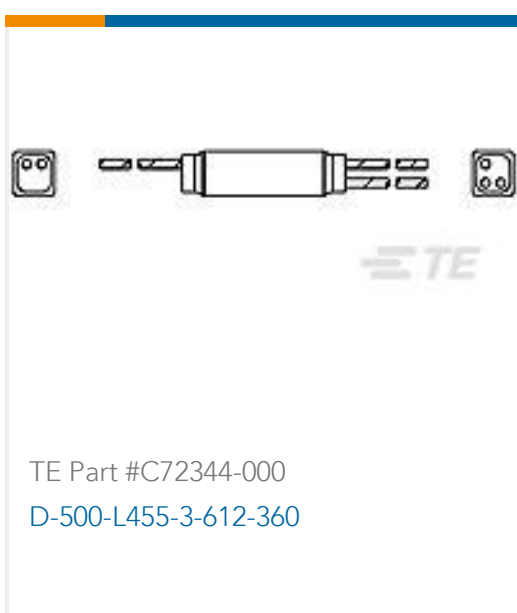
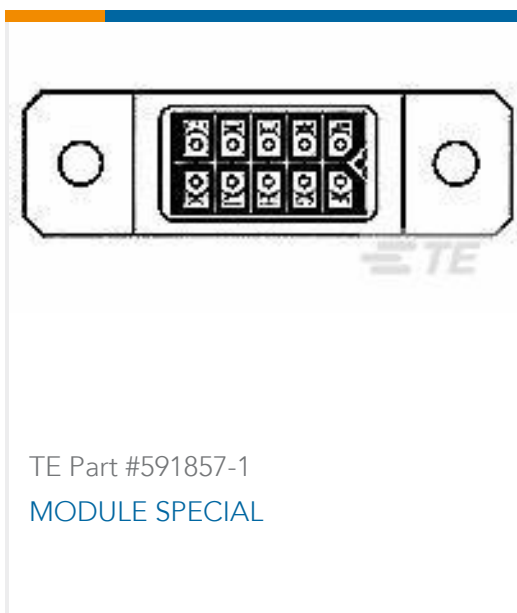
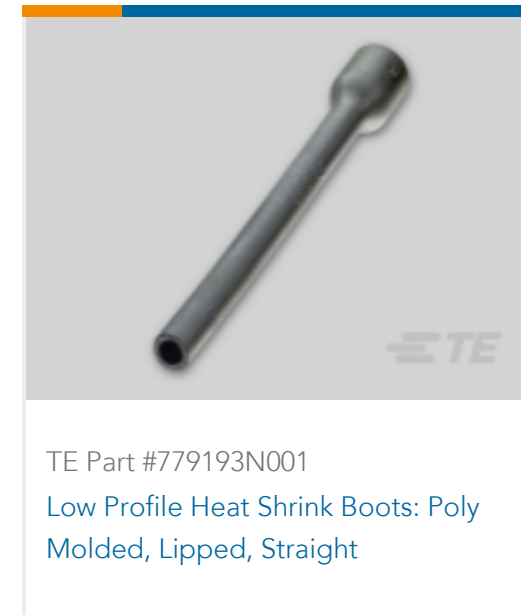
This information is provided based on reasonable inquiry of our suppliers and represents our current actual knowledge based on the information they provided. This information is subject to change. The part numbers that TE has identified as EU RoHS compliant have a maximum concentration of 0.1% by weight in homogenous materials for lead, hexavalent chromium, mercury, PBB, PBDE, DBP, BBP, DEHP, DIBP, and 0.01% for cadmium, or qualify for an exemption to these limits as defined in the Annexes of Directive 2011/65/EU (RoHS2). Finished electrical and electronic equipment products will be CE marked as required by Directive 2011/65/EU. Components may not be CE marked. Additionally, the part numbers that TE has identified as EU ELV compliant have a maximum concentration of 0.1% by weight in homogenous materials for lead, hexavalent chromium, and mercury, and 0.01% for cadmium, or qualify for an exemption to these limits as defined in the Annexes of Directive 2000/53/EC (ELV). Regarding the REACH Regulation, the information TE provides

on SVHC in articles for this part number is based on the latest European Chemicals Agency (ECHA) 'Guidance on requirements for substances in articles' posted at this URL: <https://echa.europa.eu/guidance-documents/guidance-on-reach>

## Compatible Parts



## Customers Also Bought



## Documents

[CAD Files](#)

[3D PDF](#)

[3D](#)



**Customer View Model**

[ENG\\_CVM\\_CVM\\_2-1617805-5\\_A.2d\\_dxf.zip](#)

English

**Customer View Model**

[ENG\\_CVM\\_CVM\\_2-1617805-5\\_A.3d\\_igs.zip](#)

English

**Customer View Model**

[ENG\\_CVM\\_CVM\\_2-1617805-5\\_A.3d\\_stp.zip](#)

English

By downloading the CAD file I accept and agree to the [Terms and Conditions](#) of use.

**Datasheets & Catalog Pages**

[High\\_Performance\\_Relays\\_Section5](#)

English