

2-1825010-7 ✓ ACTIVE

[Alcoswitch](#) | [Alcoswitch ASE/F](#)

TE Internal #: 2-1825010-7

Alcoswitch ASE/F, Slide Switches, Four Pole - Three Throw Configuration (Pole-Throw), Right Angle, Copper Alloy, Single Actuator, 3 Position

[View on TE.com >](#)



Relays, Contactors & Switches > Switches > Slide Switches



Configuration (Pole-Throw): **Four Pole - Three Throw**

Slide Switch Mounting Angle: **Right Angle**

Contact Base Material: **Copper Alloy**

Number of Actuators: **Single**

Number of Slide Switch Positions: **3**

Features

Product Type Features

Threaded Case	Without
Grade	Telecom
Switch Type	Slide
Product Type	Switch
Switch Style	Auto-Insertable
Terminal Configuration	Standard
Actuator Style	Extended, Side

Configuration Features

Configuration (Pole-Throw)	Four Pole - Three Throw
Number of Actuators	Single
Number of Slide Switch Positions	3
Operating Function	On On On

Electrical Characteristics

Slide Switch Voltage Rating (VDC)	28
Slide Switch Voltage Rating (VAC)	115

Body Features

Actuator Travel	2.79 mm[.11 in]
Actuator Material	Nylon



Actuator Color	Natural
----------------	---------

Contact Features

Contact Base Material	Copper Alloy
Slide Switch Contact Current Rating	.3 A
Switch Contact Plating Material	Silver

Termination Features

Termination Type	PC
------------------	----

Mechanical Attachment

PCB Mount Retention	Without
Slide Switch Mounting Angle	Right Angle
Slide Switch Mounting Type	Through Hole

Dimensions

PCB Tail Length	4.06 mm[.16 in]
Actuator Length	2.79 mm[.11 in]
Width	7.37 mm[.29 in]
Length	27.94 mm[1.1 in]

Identification Marking

Stamped Marking	With
-----------------	------

Industry Standards

UL Flammability Rating	UL 94V-0
------------------------	----------

Packaging Features

Packaging Method	Tube
------------------	------

Product Compliance

[For compliance documentation, visit the product page on TE.com>](#)

EU RoHS Directive 2011/65/EU	Compliant
EU ELV Directive 2000/53/EC	Compliant
China RoHS 2 Directive MIIT Order No 32, 2016	No Restricted Materials Above Threshold
EU REACH Regulation (EC) No. 1907/2006	Current ECHA Candidate List: JAN 2021 (211) Candidate List Declared Against: JAN 2021 (211) Does not contain REACH SVHC



Halogen Content

Not Yet Reviewed for halogen content

Solder Process Capability

Wave solder capable to 265°C

Product Compliance Disclaimer

This information is provided based on reasonable inquiry of our suppliers and represents our current actual knowledge based on the information they provided. This information is subject to change. The part numbers that TE has identified as EU RoHS compliant have a maximum concentration of 0.1% by weight in homogenous materials for lead, hexavalent chromium, mercury, PBB, PBDE, DBP, BBP, DEHP, DIBP, and 0.01% for cadmium, or qualify for an exemption to these limits as defined in the Annexes of Directive 2011/65/EU (RoHS2). Finished electrical and electronic equipment products will be CE marked as required by Directive 2011/65/EU. Components may not be CE marked. Additionally, the part numbers that TE has identified as EU ELV compliant have a maximum concentration of 0.1% by weight in homogenous materials for lead, hexavalent chromium, and mercury, and 0.01% for cadmium, or qualify for an exemption to these limits as defined in the Annexes of Directive 2000/53/EC (ELV). Regarding the REACH Regulation, the information TE provides on SVHC in articles for this part number is based on the latest European Chemicals Agency (ECHA) 'Guidance on requirements for substances in articles' posted at this URL: <https://echa.europa.eu/guidance-documents/guidance-on-reach>

Compatible Parts



TE Part # 1-1825010-3
ASE4204=4PDT AUTOSLIDE



TE Part # 3-1825010-7
ASE6204=6PDT AUTOSLIDE



TE Part # 1825010-2
ASE22G04=DPDT AUTOSLIDE



TE Part # 4-1825010-4
ASE62S04=6PDT AUTOSLIDE





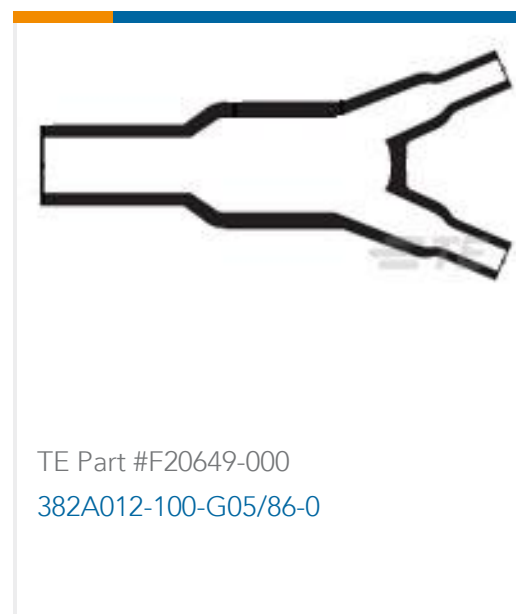
TE Part # 1825010-1
ASE2204=DPDT AUTOSLIDE

Also in the Series | Alcoswitch ASE/F



Slide Switches(63)

Customers Also Bought



Documents

Product Drawings

[ASE43R04=4P3T AUTOSLIDE](#)

English

CAD Files

[3D PDF](#)

3D

Customer View Model

[ENG_CVM_CVM_2-1825010-7_B.2d_dxf.zip](#)

English

Customer View Model

[ENG_CVM_CVM_2-1825010-7_B.3d_igs.zip](#)

English

Customer View Model

[ENG_CVM_CVM_2-1825010-7_B.3d_stp.zip](#)

English

By downloading the CAD file I accept and agree to the [Terms and Conditions](#) of use.

Datasheets & Catalog Pages



[SWITCHES_CORE_PROGRAM_CATALOG](#)

English