



Axicom | Axicom Reed Relay V23100 -V4

TE Internal #: 3-1393763-2

Axicom Reed Relay V23100 -V4, Signal Relays, 24VDC Contact Voltage Rating, 120mW Signal Relay Coil Power Rating (DC), Printed Circuit Board, PCB-THT

[View on TE.com >](#)

Relays, Contactors & Switches > Relays > Signal Relays



Contact Voltage Rating: **24 VDC**

Signal Relay Coil Power Rating (DC): **120 mW**

Signal Relay Mounting Type: **Printed Circuit Board**

Signal Relay Terminal Type: **PCB-THT**

Signal Relay Coil Voltage Rating: **15 VDC**

## Features

### Product Type Features

Relay Type	Reed Relay V23100-V4
Relay Style	Reed Relay V23100-V4
Product Type	Relay

### Electrical Characteristics

Coil Power Rating Class	100 – 150 mW
Actuating System	DC
Input Voltage	100 VDC
Insulation Initial Dielectric Between Open Contacts	250 Vrms
Contact Limiting Short-Time Current	.4 A
Insulation Initial Dielectric Between Contacts and Coil	1500 Vrms
Insulation Initial Dielectric Between Coil/Contact Class	1000 V – 1500 VA
Power Consumption	50 – 288 mW
Insulation Initial Resistance	10000000 MΩ
Contact Limiting Making Current	.4 A
Coil Resistance	2000 Ω
Contact Limiting Continuous Current	1 A
Coil Type	Monostable
Contact Limiting Breaking Current	.4 A



Contact Switching Load (Min)	10mA @ .01V
Contact Voltage Rating	24 VDC
Signal Relay Coil Power Rating (DC)	120 mW
Signal Relay Coil Voltage Rating	15 VDC
Signal Relay Contact Switching Voltage (Max)	200 VAC
Signal Relay Coil Magnetic System	Monostable, DC

### Body Features

Weight	1.8 g[.0635 oz]
--------	-----------------

### Contact Features

Contact Plating Material	Ruthenium
Contact Current Class	0 – 2 A
Contact Special Features	Reed Contacts
Signal Relay Terminal Type	PCB-THT
Signal Relay Contact Current Rating	2 A
Signal Relay Contact Arrangement	2 Form C (CO)
Contact Material	AgNi+Au
Contact Number of Poles	2

### Termination Features

Termination Type	Through Hole
------------------	--------------

### Mechanical Attachment

Signal Relay Mounting Type	Printed Circuit Board
----------------------------	-----------------------

### Dimensions

Width Class (Mechanical)	6 – 8 mm
Width	7 mm[.276 in]
Height	7.5 mm[.295 in]
Length Class (Mechanical)	16 – 20 mm
Length	19.3 mm[.76 in]
Height Class (Mechanical)	7 – 8 mm

### Usage Conditions

Environmental Ambient Temperature (Max)	85 °C[85 °F]
Environmental Ambient Temperature Class	70 – 85°C
Operating Temperature Range	-40 – 85 °C



**Operation/Application**

Performance Type	Standard
------------------	----------

**Packaging Features**

Packaging Method	Box & Tube, Tube
------------------	------------------

**Product Compliance**

[For compliance documentation, visit the product page on TE.com>](#)

EU RoHS Directive 2011/65/EU	Compliant
EU ELV Directive 2000/53/EC	Compliant
China RoHS 2 Directive MIIT Order No 32, 2016	No Restricted Materials Above Threshold
EU REACH Regulation (EC) No. 1907/2006	Current ECHA Candidate List: JAN 2021 (211) Candidate List Declared Against: JAN 2021 (211) Does not contain REACH SVHC
Halogen Content	Low Halogen - Br, Cl, F, I < 900 ppm per homogenous material. Also BFR/CFR/PVC Free
Solder Process Capability	Wave solder capable to 265°C


Product Compliance Disclaimer

This information is provided based on reasonable inquiry of our suppliers and represents our current actual knowledge based on the information they provided. This information is subject to change. The part numbers that TE has identified as EU RoHS compliant have a maximum concentration of 0.1% by weight in homogenous materials for lead, hexavalent chromium, mercury, PBB, PBDE, DBP, BBP, DEHP, DIBP, and 0.01% for cadmium, or qualify for an exemption to these limits as defined in the Annexes of Directive 2011/65/EU (RoHS2). Finished electrical and electronic equipment products will be CE marked as required by Directive 2011/65/EU. Components may not be CE marked. Additionally, the part numbers that TE has identified as EU ELV compliant have a maximum concentration of 0.1% by weight in homogenous materials for lead, hexavalent chromium, and mercury, and 0.01% for cadmium, or qualify for an exemption to these limits as defined in the Annexes of Directive 2000/53/EC (ELV). Regarding the REACH Regulation, the information TE provides on SVHC in articles for this part number is based on the latest European Chemicals Agency (ECHA) 'Guidance on requirements for substances in articles' posted at this URL: <https://echa.europa.eu/guidance-documents/guidance-on-reach>


**Compatible Parts**



## Also in the Series | Axicom Reed Relay V23100 -V4



Power Relays(7)



Signal Relays(43)


## Customers Also Bought



TE Part #1-2301994-2  
RJ45 JACK INT.MAG. 1GB LED 1X1



TE Part #1825910-2  
FSM2JH=6MM TACT SWITCH, HIGH TEMP



TE Part #1-2176084-3  
EP 7W (S) 1K0 5%



TE Part #1241050-8  
2x8P MOD II BREAK AWAY HDR,SMD, BLISTER



TE Part #1825057-3  
ADE040=DIP SWITCH,EXT,THRU/HL



TE Part #1879126-5  
RN 0402 115R 0.1% 10PPM 1K RL



TE Part #1-826539-5  
15P MOD 1 UNSHROUDED HEADER, ST, 0.8 Au



TE Part #1825136-6  
A101KD9AQ04



TE Part #1SNK916304R0000  
JB16-4



TE Part #966645-6  
2x6P HV100 REC. CON, SMD, GOLD, TUBE PACK

## Documents

[CAD Files](#)

[3D PDF](#)

[3D](#)

[Customer View Model](#)

[ENG\\_CVM\\_CVM\\_3-1393763-2\\_A.2d\\_dxf.zip](#)

[English](#)

[Customer View Model](#)



[ENG\\_CVM\\_CVM\\_3-1393763-2\\_A.3d\\_igs.zip](#)

English

**Customer View Model**

[ENG\\_CVM\\_CVM\\_3-1393763-2\\_A.3d\\_stp.zip](#)

English

By downloading the CAD file I accept and agree to the [Terms and Conditions](#) of use.

---

## Datasheets & Catalog Pages

[Industrial Relays Quick Reference Guide](#)

English

[Industrial Relays Quick Reference Guide](#)

Japanese

[Industrial Relays Quick Reference Guide](#)

---

## Product Specifications

[Product Specification](#)

English

[Definitions, Handling, Processing, Testing and Use of Relays](#)

English