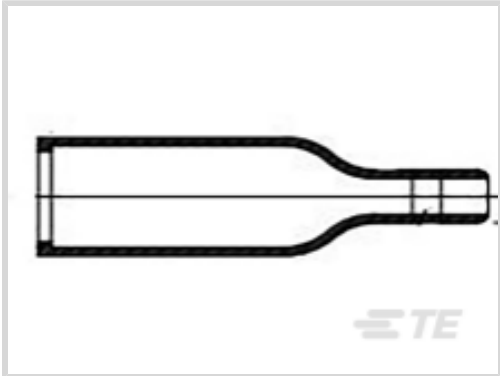




Wire Protection & Management > Heat Shrink Molded Shapes > Heat Shrink Boots > Bulbous Heat Shrink Boots: Lipped, Straight



Molded Part Shape: 180°  
Molded Part Shape Code: 202  
Lipped: Yes  
Material Code: 3  
Heat Shrink Boot Material Systems Code: 10

[All Bulbous Heat Shrink Boots: Lipped, Straight \(487\)](#)

Features

Product Type Features

Molded Part Shape	180°
-------------------	------

Configuration Features

Lipped	Yes
--------	-----

Body Features

Material Code	3
Heat Shrink Boot Material Systems Code	10
Adhesive Pre-Coat	No
Material	Semi-Rigid Modified Polyolefin

Dimensions

Wire/Cable Outside Diameter	.31 in, .35 in, .39 in, .43 in, .47 in, 10 mm, 11 mm, 12 mm, 8 mm, 9 mm
Connector or Backshell Outside Diameter	.63 in, .71 in, .79 in, .87 in, 16 mm, 18 mm, 20 mm, 22 mm

Usage Conditions

Operating Temperature Range	-55 – 135 °C[-67 – 275 °F]
-----------------------------	----------------------------

Industry Standards

Approved Standards	BS-G-198-5-DA, DEF Std 59-97 Issue 3
--------------------	--------------------------------------

	Type DA, SAE AS I 81765/1, Type I, UL 224, File E85381
--	--

Other

Molded Part Shape Code	202
Fluid/Chemical Resistance	Occasional exposure to fluids
Adhesive Options	/42 Precoat

Product Compliance

For compliance documentation, visit the product page on TE.com>

EU RoHS Directive 2011/65/EU	Compliant
EU ELV Directive 2000/53/EC	Compliant
China RoHS 2 Directive MIIT Order No 32, 2016	No Restricted Materials Above Threshold
EU REACH Regulation (EC) No. 1907/2006	Current ECHA Candidate List: JAN 2021 (211) Candidate List Declared Against: JAN 2021 (211) Does not contain REACH SVHC
Halogen Content	Not Low Halogen - contains Br or Cl > 900 ppm.
Solder Process Capability	Not applicable for solder process capability

Product Compliance Disclaimer

This information is provided based on reasonable inquiry of our suppliers and represents our current actual knowledge based on the information they provided. This information is subject to change. The part numbers that TE has identified as EU RoHS compliant have a maximum concentration of 0.1% by weight in homogenous materials for lead, hexavalent chromium, mercury, PBB, PBDE, DBP, BBP, DEHP, DIBP, and 0.01% for cadmium, or qualify for an exemption to these limits as defined in the Annexes of Directive 2011/65/EU (RoHS2). Finished electrical and electronic equipment products will be CE marked as required by Directive 2011/65/EU. Components may not be CE marked. Additionally, the part numbers that TE has identified as EU ELV compliant have a maximum concentration of 0.1% by weight in homogenous materials for lead, hexavalent chromium, and mercury, and 0.01% for cadmium, or qualify for an exemption to these limits as defined in the Annexes of Directive 2000/53/EC (ELV). Regarding the REACH Regulation, the information TE provides on SVHC in articles for this part number is based on the latest European Chemicals Agency (ECHA) ‘Guidance on requirements for substances in articles’ posted at this URL: <https://echa.europa.eu/guidance-documents/guidance-on-reach>

Compatible Parts



TE Part # 890060-000  
[S1017-1.0X50](#)



TE Part # CJ2087-000  
[HL2010E-KIT-120V](#)

Customers Also Bought



TE Part #806810-000  
[234A032-25-0](#)



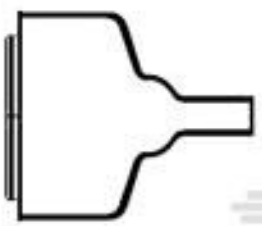
TE Part #806814-000  
[234A132-25-0](#)



TE Part #592675-000  
[9532A5114-0](#)



TE Part #CJ0689-000  
[0026C0024-9X](#)



TE Part #806691-000  
[214A311-25-0](#)



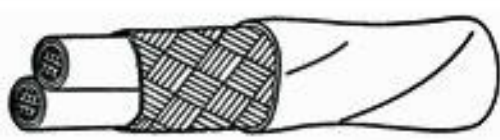
TE Part #430034-000  
[5026D5314-0](#)



TE Part #5-147323-8  
[09 MTE HDR SRRA SMT.100CL](#)



TE Part #755739-000  
[55A0131-22-9/93/96CS2275](#)



TE Part #205933-000  
[55FB1521-22-7L/7L6-0](#)



TE Part #466019-000  
[55PC0121-22-9/96](#)

Documents

Product Drawings

[202D132-3-60-0-CS5077](#)

English

Datasheets & Catalog Pages

[1654025\\_Sec4\\_-3](#)

English

[Raychem Molded Parts Visual Guide](#)

English



Product Specifications

Harnessing Customer Specification Report

English

Product Specification

English