



Relays, Contactors & Switches > Contactors > Mil-Aero Contactors > DC Contactors



DC Contactor Contact Arrangement: **SPST NO DB**

DC Contactor Contact Current Rating: **400 A**

Coil Voltage (Max): **32 VDC**

DC Contactor Coil Resistance: **120 Ω**

DC Contactor Coil Voltage Rating: **28 VDC**

Features

Product Type Features

Arc Cover	Without
Product Classification	Relays - Contactors
Product Type	Contactor
Product Category	Electromechanical Relays
Contactor Type	Sealed
Terminal Configuration	D-Sub

Configuration Features

Auxiliary Switch Contact Arrangement	2 SPDT
--------------------------------------	--------

Electrical Characteristics

Actuating System	DC
Coil Voltage (Max)	32 VDC
DC Contactor Coil Resistance	120 Ω
DC Contactor Coil Voltage Rating	28 VDC
DC Contactor Contact Switching Voltage (Max)	28 VDC

Contact Features

DC Contactor Contact Arrangement	SPST NO DB
DC Contactor Contact Current Rating	400 A
Pole Configuration	1



Termination Features

Coil Termination	D-Sub
------------------	-------

Mechanical Attachment

Mounting Plate	With
DC Contactor Mounting Type	Chassis

Product Compliance

For compliance documentation, visit the product page on [TE.com](#)>

EU RoHS Directive 2011/65/EU	Not Compliant
EU ELV Directive 2000/53/EC	Not Compliant
China RoHS 2 Directive MIIT Order No 32, 2016	Restricted Materials Above Threshold
EU REACH Regulation (EC) No. 1907/2006	Current ECHA Candidate List: JAN 2021 (211) Candidate List Declared Against: JAN 2021 (211) Does not contain REACH SVHC
Halogen Content	Low Halogen - Br, Cl, F, I < 900 ppm per homogenous material. Also BFR/CFR/PVC Free
Solder Process Capability	Not applicable for solder process capability

Product Compliance Disclaimer

This information is provided based on reasonable inquiry of our suppliers and represents our current actual knowledge based on the information they provided. This information is subject to change. The part numbers that TE has identified as EU RoHS compliant have a maximum concentration of 0.1% by weight in homogenous materials for lead, hexavalent chromium, mercury, PBB, PBDE, DBP, BBP, DEHP, DIBP, and 0.01% for cadmium, or qualify for an exemption to these limits as defined in the Annexes of Directive 2011/65/EU (RoHS2). Finished electrical and electronic equipment products will be CE marked as required by Directive 2011/65/EU. Components may not be CE marked. Additionally, the part numbers that TE has identified as EU ELV compliant have a maximum concentration of 0.1% by weight in homogenous materials for lead, hexavalent chromium, and mercury, and 0.01% for cadmium, or qualify for an exemption to these limits as defined in the Annexes of Directive 2000/53/EC (ELV). Regarding the REACH Regulations, TE’s information on SVHC in articles for this part number is still based on the European Chemical Agency (ECHA) ‘Guidance on requirements for substances in articles’(Version: 2, April 2011), applying the 0.1% weight on weight concentration threshold at the finished product level. TE is aware of the European Court of Justice ruling of September 10th, 2015 also known as O5A (Once An Article Always An Article) stating that, in case of ‘complex object’, the threshold for a SVHC must be applied to both the product as a whole and simultaneously to each of the articles forming part of its composition. TE has evaluated this ruling based on the new ECHA “Guidance on requirements for substances in articles” (June 2017, version 4.0) and will be updating its statements accordingly.

Compatible Parts





TE Part # 1616069-1  
K400A5C=CONTACTOR SPST



TE Part # 4-1616057-4  
A400G1=RELAY



TE Part # 2-1616975-4  
K4001A3B01=CONTACTOR SPST 400 AMP




TE Part # 5-1616986-9  
K4001B8C3=CONTACTOR SPST NO DB 400 AMP



TE Part # 6-1616965-1  
K400A4C1=CONTACTOR 400 AMP 28 VDC

Customers Also Bought



TE Part #122127-000  
Bulbous Heat Shrink Boots: Lipped, Straight



TE Part #1589686-4  
TCM007PC2DC018B = CIRCULAR



TE Part #132367-000  
22759/34-18-3



TE Part #290586-001  
44A7422-00-1L



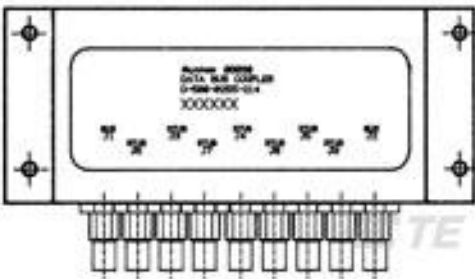
TE Part #1616095-5  
NN449B (FAA/PMA)=RELAY



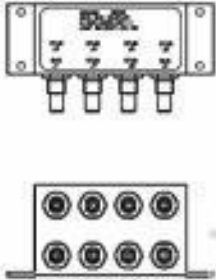
TE Part #1996332-1  
N SER BLKHD CBL JACK WEATHERPROOF




TE Part #1616055-5  
A1077G=RELAY



TE Part #462197-000  
D-500-0255-214



TE Part #337429-000  
D-500-0255-561-1



TE Part #YDTS32T17NV0010000  
CAP ASSEMBLY

Documents



Product Drawings

K4001A3C=CONTACTOR SPST NO DB 400 AMPS

English

CAD Files

3D PDF

3D

Customer View Model

ENG\_CVM\_CVM\_6-1616968-5\_A.2d\_dxf.zip

English

Customer View Model

ENG\_CVM\_CVM\_6-1616968-5\_A.3d\_igs.zip

English

Customer View Model

ENG\_CVM\_CVM\_6-1616968-5\_A.3d\_stp.zip

English

By downloading the CAD file I accept and agree to the [Terms and Conditions](#) of use.

Datasheets & Catalog Pages

6-1616968-5\_sec6\_K4001A3C

English