

R10S-E1Y1-J1.0K ✓ ACTIVE

Potter & Brumfield | Potter & Brumfield R10

TE Internal #: 7-1393769-0

Potter & Brumfield R10, Power Relays, Industrial Panel Plug-In, Monostable, DC, 0 – 100mW Coil Power Rating Class, 10mW Coil Power Rating DC

[View on TE.com >](#)



Relays, Contactors & Switches > Relays > Power Relays



Power Relay Type: **Industrial Panel Plug-In**

Coil Magnetic System: **Monostable, DC**

Coil Power Rating Class: **0 – 100 mW**

Coil Power Rating DC: **10 mW**

Coil Resistance: **1000 Ω**

Features

Product Type Features

Power Relay Type	Industrial Panel Plug-In
------------------	--------------------------

Electrical Characteristics

Insulation Initial Dielectric Between Coil & Contact Class	500 – 1000 V
Insulation Initial Dielectric Between Contacts & Coil	1000 Vrms
Actuating System	DC
Insulation Initial Dielectric Between Open Contacts	500 Vrms
Insulation Initial Dielectric Between Adjacent Contacts	1000 Vrms
Insulation Initial Resistance	10000 MΩ
Coil Magnetic System	Monostable, DC
Coil Power Rating Class	0 – 100 mW
Coil Power Rating DC	10 mW
Coil Resistance	1000 Ω
Coil Special Features	Sensitive Version
Contact Switching Load (Min)	100mA @ 12V
Contact Voltage Rating	120 VAC

Body Features

Product Weight	40 g[1.41 oz]
----------------	---------------

Contact Features



Contact Arrangement	1 Form C (CO)
Contact Current Class	2 – 5 A, 16 A
Contact Current Rating (Max)	3 A
Contact Material	Ag
Contact Number of Poles	1
Terminal Type	Plug-In, Solder

Mechanical Attachment

Relay Mounting Type	Socket
---------------------	--------

Dimensions

Length Class (Mechanical)	20 – 25 mm
Height Class (Mechanical)	30 – 40 mm
Width Class (Mechanical)	16 – 20 mm
Product Width	18.7 mm[.736 in]
Product Length	24.1 mm[.949 in]
Product Height	30.2 mm[1.189 in]

Usage Conditions

Environmental Ambient Temperature Class	70 – 85 °C
Environmental Ambient Temperature (Max)	75 °C[167 °F]
Operating Temperature Range	-55 – 75 °C

Packaging Features

Packaging Method	Package
------------------	---------

Product Compliance

For compliance documentation, visit the product page on [TE.com](https://www.te.com)>

EU RoHS Directive 2011/65/EU	Compliant with Exemptions
EU ELV Directive 2000/53/EC	Compliant with Exemptions
China RoHS 2 Directive MIIT Order No 32, 2016	Restricted Materials Above Threshold
EU REACH Regulation (EC) No. 1907/2006	Current ECHA Candidate List: JAN 2021 (211) Candidate List Declared Against: JAN 2021 (211) SVHC > Threshold: Pb (3.7% in Component part)

Article Safe Usage Statements:

Do not eat, drink or smoke when using this product. Wash thoroughly after handling. Recycle if possible and dispose of the article by following all applicable governmental regulations relevant to your geographic location.

Halogen Content

Not Yet Reviewed for halogen content

Solder Process Capability

Not applicable for solder process capability

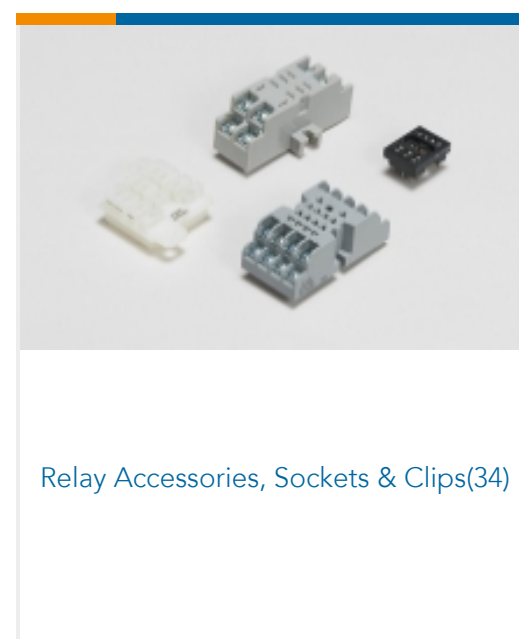

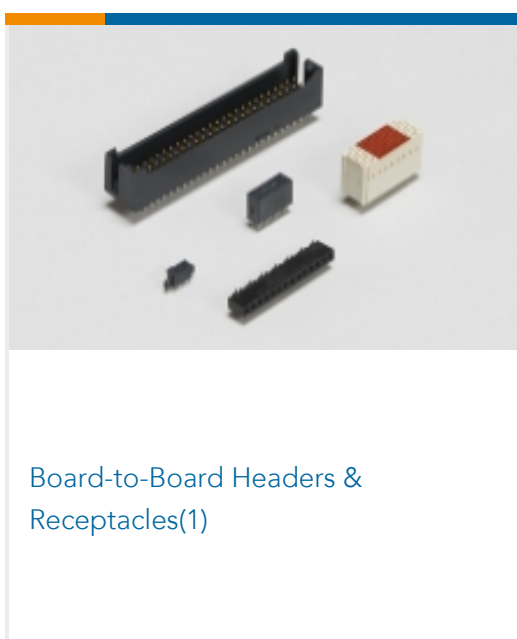
Product Compliance Disclaimer

This information is provided based on reasonable inquiry of our suppliers and represents our current actual knowledge based on the information they provided. This information is subject to change. The part numbers that TE has identified as EU RoHS compliant have a maximum concentration of 0.1% by weight in homogenous materials for lead, hexavalent chromium, mercury, PBB, PBDE, DBP, BBP, DEHP, DIBP, and 0.01% for cadmium, or qualify for an exemption to these limits as defined in the Annexes of Directive 2011/65/EU (RoHS2). Finished electrical and electronic equipment products will be CE marked as required by Directive 2011/65/EU. Components may not be CE marked. Additionally, the part numbers that TE has identified as EU ELV compliant have a maximum concentration of 0.1% by weight in homogenous materials for lead, hexavalent chromium, and mercury, and 0.01% for cadmium, or qualify for an exemption to these limits as defined in the Annexes of Directive 2000/53/EC (ELV). Regarding the REACH Regulation, the information TE provides on SVHC in articles for this part number is based on the latest European Chemicals Agency (ECHA) 'Guidance on requirements for substances in articles' posted at this URL: <https://echa.europa.eu/guidance-documents/guidance-on-reach>


Compatible Parts



Also in the Series | Potter & Brumfield R10



Customers Also Bought





TE Part #2013022-1
SEMI-HARD TRAY DDR3 204P 4H STD



TE Part #1393114-5
KUEP-3D35-24=KU



TE Part #2-1437661-9
TC6-03-PFH=COVER w/HOLES



TE Part #1410189-4
MULTIGIG RT T2 7RW H-LFT,ET2



TE Part #1393128-5
PRD-5AY0-120=PRD

Documents

CAD Files

3D PDF

3D

Customer View Model

[ENG_CVM_CVM_7-1393769-0_99.2d_dxf.zip](#)

English

Customer View Model

[ENG_CVM_CVM_7-1393769-0_99.3d_igs.zip](#)

English

Customer View Model

[ENG_CVM_CVM_7-1393769-0_99.3d_stp.zip](#)

English

By downloading the CAD file I accept and agree to the [Terms and Conditions](#) of use.

Datasheets & Catalog Pages

R10 General Purpose Dry Circuit to 7.5 Amp Multicontact AC or DC Relay

English

Industrial Relays Quick Reference Guide

English

Industrial Relays Quick Reference Guide

Japanese

Industrial Relays Quick Reference Guide

Product Specifications

Definitions, Handling, Processing, Testing and Use of Relays

English

R10S-E1Y1-J1.0K

Potter & Brumfield R10, Power Relays, Industrial Panel Plug-In, Monostable, DC, 0 – 100mW Coil Power Rating Class, 10mW Coil Power Rating DC

